



राष्ट्रीय परीक्षा एजेंसी
National Testing Agency
Excellence in Assessment



ज्ञान-विज्ञान विमुक्तये
University Grants Commission

COMMON UNIVERSITY ENTRANCE TEST (UNDERGRADUATE)

CUET (UG) 2024



L[^]arinationii
BULLETIN

www.nta.ac.in



Aligarh Muslim University



Assam University



Babasaheb Bhimrao Ambedkar University



Banaras Hindu University



Central University of Andhra Pradesh



Central University of South Bihar



गुजरात केन्द्रीय विश्वविद्यालय
CENTRAL UNIVERSITY OF GUJARAT

Central University of Gujarat



Central University of Haryana



Central University of Himachal Pradesh



Central University of Jammu



Central University of Jharkhand



Central University of Karnataka



Central University of Kashmir



Central University of Kerala



Central University of Odisha



Central University of Punjab



Central University of Rajasthan



Central University of Tamil Nadu



Dr. Harisingh Gaur Vishwa Vidyalaya



Guru Ghasidas Vishwavidyalaya



Hemvati Nandan Bahuguna Garhwal University



Indira Gandhi National Tribal University



Jamia Milia Islamia



Jawaharlal Nehru University

Index

CONTENT		PAGE NO.
List of Abbreviations		4
Important Information and Dates at a Glance		5
Chapter-1	INTRODUCTION	12
1.1	About National Testing Agency (NTA)	
1.2	About Central Universities	
1.3	About CUET (UG) - 2024	
1.4	Role of NTA	
Chapter-2	EXAMINATION SCHEME	14
2.1	Mode of Examination	
2.2	Medium of Examination	
2.3	Scheme of Examination	
2.4	Pattern of Question Paper	
2.5	Tests / Subjects covered under CUET (UG) – 2024	
2.6	Duration of Test	
2.7	Syllabus of Test	
Chapter-3	Eligibility	17
3.1	Eligibility	
3.2	List of Qualifying Exam	
3.3	Year of Appearance in Qualifying Examination	
Chapter-4	Reservation	19
4.1	Reservations	
4.2	Provisions relating to persons with disability	
4.3	Facilities for PwBD Candidates to appear in the Exam	
4.4	Services of a Scribe	
Chapter-5	Choice of Cities	22
Chapter-6	Admit Card	23
Chapter-7	Schedule of Examination	24
Chapter-8	Fields of Online Application Form	25
Chapter-9	Important Instructions for the Candidates	30

Chapter-10	Unfair Means Practices and breach of Examination Rules	32
10.1	Definition	
10.2	Punishment for Using Unfair Means practices	
10.3	Cancellation of Result	
Chapter-11	Barred Items and Dress Code	34
11.1	Barred Items	
11.2	Dress Code	
Chapter-12	Display of Answer Key for Challenge	35
12.1	Display of Answer Key Challenge	
12.2	Display of Recorded Responses	
12.3	Marking Scheme of Examination	
12.4	Use of Scores of CUET (UG) – 2024 by other Organizations	
Chapter-13	CUET (UG) – 2024 Score and Admissions	37
13.1	CUET (UG) – 2024 NTA Score	
13.2	Re-evaluation/ Re-checking of Result	
13.3	Admissions	
Chapter-14	Miscellaneous	38
14.1	Correspondence with NTA	
14.2	Weeding Out Rules	
14.3	Legal Jurisdiction	
14.4	RTI	

S. No.	Annexure No.	Particulars	Page No.
1.	I	Disability Certificate Form-PwBD (IV)	39
2.	II	Letter of undertaking using own Scribe	40
S. No.	Appendix No.	Particulars	Page No.
1.	I	List of Central Universities	41
2.	II	List of Languages/ Subjects/ General Test offered under CUET (UG) – 2024	43
3.	III	List of Examination Cities for CUET (UG) - 2024	45
4.	IV	Procedure for Online Payment of Fees and Helpline for Payment-Related Queries	55
5.	V	Computer Based Test (CBT) Guidelines	58
6.	VI	Procedure to be adopted for compilation of NTA Score for Multi Shifts Papers	64
7.	VII	How to fill in the OMR Answer Sheet	73 - 75
8.	VIII	Replica of the online Application Form of CUET (UG) - 2024	76 - 87

LIST OF ABBREVIATIONS

CBT	Computer Based Test
CU	Central University
CUET	Common University Entrance Test
EWS	Economically Weaker Section
GOI	Government of India
MCQ	Multiple Choice Question
MoE	Ministry of Education
NDA	Non-Disclosure Agreement (NDA)
NEGP	National e-Governance Plan (NeGP)
NTA	National Testing Agency
OMR	Optical Mark Reader
OBC-NCL	Other Backward Classes-Non Creamy Layer
PwBD	Persons with Disabilities
RPwBD	The Rights of Persons with Disabilities Act, 2016
SC	Scheduled Castes
ST	Scheduled Tribes
TPC	Test Practice Centre
UPI	Unified Payment Interface (UPI)
UR	Unreserved
UT	Union Territory
UI	Under Graduate/Integrated
VLE	Village level Entrepreneur
OCI	Overseas Citizen of India

IMPORTANT INFORMATION AND DATES AT A GLANCE
(Please refer to Information Bulletin / University/ Institution / Organization Websites for details)

Important Dates and Fee Details for Common University Entrance Test (UG) - 2024:

Common University Entrance Test (CUET (UG) – 2024) will be conducted in 13 mediums across India for admission into the Undergraduate Programmes in Hybrid (Pen & Paper / CBT) mode for all the Central Universities (CUs) and participating Universities in India for the academic year 2024-25.

Online Submission of Application Form	27 February to 26 March 2024 (up to 11:50 P.M.)
Last date of successful transaction of fee through Credit/Debit Card/Net-Banking/UPI	26 March 2024 (up to 11:50 P.M.)
Correction in Particulars	28 March to 29 March 2024 (Up to 11:50 P.M.)
Announcement of the City of Examination	30 April 2024 onwards*
Downloading Admit Cards from the NTA website	The second week of May 2024*
Date of Examination	Between 15 May 2024 and 31 May 2024*
Display of Recorded Responses and Answer Keys	To be announced later on the website
Website(s)	www.nta.ac.in , https://exams.nta.ac.in/CUET-UG/
Declaration of Result on the NTA website	30 June 2024*

*The date(s) may vary depending on the National Election Schedule.

For CUET (UG) – 2024, fees will be charged based on the number of subjects chosen by the candidates. The following fee structure is applicable for CUET (UG) - 2024:

Category	CUET (UG) - 2024	
	Up to 03 Subjects	For each Additional Subject
General (UR)	₹ 1000/-	₹ 400/- (each)
OBC)- (NCL) / EWS	₹ 900/-	₹ 375/- (each)
SC/ST/PwBD/ Third gender	₹ 800/-	₹ 350/- (each)
Centres outside India	₹ 4500/-	₹ 1800/- (each)

*Other Backward Classes-Non Creamy Layer as per the central list of Other Backward Classes available on National Commission for Backward Classes (NCBC), Government of India website www.ncbc.nic.in. Only the candidates falling in this list may mention OBC in the Category Column. State list OBC candidates who are not in OBC-NCL (Central List) must choose General/Unreserved.

**As per the OM No. 20013/01/2018-BC-II dated 17 January 2019, issued by the Ministry of Social Justice and Empowerment and the OM No. 12-4/2019-U1 dated 17.01.2019 of MHRD Department of Higher Education regarding the implementation of reservation for Economically Weaker Section (EWS) for admission in Central Educational Institutions.

Broad features of CUET (UG) - 2024 are as follows:

Mode of the Test	Hybrid Mode (Computer-Based Test/Pen & Paper)
Test Pattern	Objective type with Multiple Choice Questions
Medium	13 languages (<i>Assamese, Bengali, English, Gujarati, Hindi, Kannada, Malayalam, Marathi, Punjabi, Odia, Tamil, Telugu, and Urdu</i>)
Syllabus	Language Subjects: Language to be tested through Reading Comprehension (based on different types of passages–Factual, Literary, and Narrative), Literary Aptitude, and Vocabulary
	Domain Subjects: As per the Class 12 syllabus only.
	General Test: General Knowledge, Current Affairs, General Mental Ability, Numerical Ability, Quantitative Reasoning (Simple application of basic mathematical concepts arithmetic/algebra geometry/mensuration/statistics), Logical and Analytical Reasoning
Registration	Registration will be online at https://exams.nta.ac.in/CUET-UG/

Note:

- i. 40 out of 50 questions are to be attempted in all subjects including languages. The duration of the test will be of 45 minutes duration.**
- ii. Except in subjects i.e., Accountancy, Economics, Physics, Computer Science / Informatics Practices, Chemistry, Mathematics / Applied Mathematics and General Test, the duration of the test will be 60 minutes.**

The idea behind conducting CUET-UG in hybrid mode is to provide more test centres nationwide so that candidates from less urbanized regions can participate in the examination closer to their homes. This inclusivity promotes equal opportunities for all, ensuring that geographical constraints do not hinder students' educational aspirations in rural and remote areas. Additionally, the hybrid mode acknowledges the importance of adapting to diverse testing environments.

Candidates are requested to fill in the Application Form very carefully.

- (a) The fee can be submitted only online through Net Banking/Credit Card/Debit Card/UPI. Processing charges and GST as applicable are chargeable from the candidate (in addition to the examination fee) by the concerned Bank/Payment Gateway Integrator. For details/procedure, please see **Appendix-IV**.
- (b) The Confirmation Page of the online Application Form will be generated only after the successful payment of the fee by the Candidate. In case the Confirmation Page is not generated after payment of the fee, then the candidate may have to approach the concerned Bank/Payment Gateway (in the helpline numbers and email given in **Appendix-IV** to ensure the successful payment or to obtain the refund of duplicate /multiple payments.

(c) In case the confirmation page is not generated fees may have to be paid once again to ensure the successful generation of the confirmation page.

1. Candidates must carefully read the Instructions (including how to fill up the Application Form online) given in the Information Bulletin available on the NTA Website. Candidates not complying with the instructions shall be summarily disqualified.
2. Candidates should apply for **CUET (UG) - 2024 through the “Online” mode only**. The Application Form **in any other mode will not be accepted**.
3. Submission of the Application Form could be made by the candidate online through the NTA website: <https://exams.nta.ac.in/CUET-UG/>
4. **Instructions for filling Online Application Form:**

- ❖ Before starting to fill the application form candidates are advised to read the Prospectus displayed on the website of the University/ies where admission is sought and be clear about the courses offered by them, seats available, eligibility as regards age, passing/appearing in qualifying exam, minimum marks in the qualifying exam, relaxation thereof, reservation, admission procedure, etc. before applying for the **CUET (UG) - 2024**, as Universities have their own specific requirements for admission to specified courses. NTA will not entertain the corrections sent by the candidate through Post/Fax/WhatsApp/E-mail/by Hand.
- ❖ Download the **Information Bulletin and Replica of the Application Form**. Read these carefully to ensure your eligibility
- ❖ **Follow the steps given below to Apply Online:**

Step 1: Registration Form:

Register for the Online Application Form and note down the system-generated Application Number. The candidate should supply the required details while filling the Online Application Form and is also required to create a PASSWORD choose Security Question and enter his/her Answer. After successful submission of the personal details, an Application number will be generated and it will be used to complete the remaining Steps of the Application Form and will also be required for all future reference/correspondence. For subsequent logins, the candidate will be able to login directly with the respective system-generated **Application Number** and created **Password**.

Step 2: Application Form:

The Candidates can log in with the system-generated Application Number and pre-created Password for completing the Application Form including filling up personal details, providing the details of educational qualification, university/ programme selection, test paper details, choosing the Examination Cities, and uploading the images and documents (if any)

Upload Scanned Images of the Candidate's Photograph and Signature.

- i. **The recent photograph should be either in colour or black and white with 80% face (without mask) visible including ears against a white background.**
- ii. The scanned photograph and signature should be in JPG/JPEG format (clearly legible).
- iii. The size of the scanned photograph should be between **10 kb to 200 kb** (clearly visible).
- iv. The size of the scanned signature should be between **04 kb to 30 kb** (clearly legible).
- v. PwD Certificate

[Note: The Candidate has to upload only his/her own photograph, signature, and PwD Certificate wherever applicable, as mentioned above (and not of anybody else) in a correct/proper manner. In case, it is found at any time in the future that the Candidate has used/uploaded the photograph, signature, and certificate(s) of someone else in his/her Application Form, or *he/she has tampered with his/her Admit Card/Result/Scorecard, these acts of the candidate shall be treated under Unfair Means (UFM) Practices and actions taken as detailed under the provisions of the Information Bulletin relating to Unfair Means Practices.*

Please check your photograph and signature before submission of the Application Form. In case the photograph or signature is blurred or not visible to identify the identity of the candidate then, the application will be rejected and no option for correction or revision will be permitted.

Step 3: Fee Payment:

After completing Step 1 and Step 2, the candidates have to pay the requisite examination fee. The fee can be submitted only online through Net Banking, Credit Card, Debit Card, or UPI. Processing charges and GST as applicable are chargeable to the candidate (in addition to the examination fee) by the concerned Bank/Payment Gateway Integrator.

The Confirmation Page of the online Application Form will be generated only after successful payment by the Candidate. In case the Confirmation Page is not generated after payment of the fee, then the candidate may have to approach the concerned Bank/Payment Gateway (in the helpline number and e-mail given in the Information Bulletin) to ensure the successful payment or to obtain the refund of duplicate/multiple payments].

- ❖ **Download, save, and print a copy of the Confirmation Page of the Application Form** (which would be downloadable only after the successful remittance of the fee) for future reference.
- ❖ All **3 Steps** can be done together or at separate timings. The submission of the Application of a candidate could be considered as successful and his/her candidature would be confirmed only on the successful transaction/receipt of the prescribed application fee from him/her.

5. Candidates shall ensure that the information entered by them in their respective online Application Forms is correct.
6. Information provided by the candidates in their respective online Application Forms, like the Name of the Candidate, Contact Details, Address Details, Category, Gender, PwBD Status, Educational Qualification Details, Date of Birth, Choice of Exam cities, etc. will be treated as final. Any request for change in such particulars will not be considered by NTA under any circumstances.
7. ***All candidates must ensure that they have provided the correct e-mail address and mobile number.***
8. Candidates must ensure that their email address and mobile number to be registered in their online Application Form are their own, as relevant/important information/communication will be sent by NTA through e-mail on the registered mail address and/or through SMS on the registered mobile number only. NTA shall not be responsible for any non-communication /miscommunication with a candidate in the email address or mobile number given by him/her other than his/her own.
9. *NTA does not edit/modify/alter any information entered by the candidates after completion of the application process under any circumstances. Any request for change in information thereafter will not be entertained. Therefore, candidates are advised to exercise utmost caution before filling up the correct details in the Application Form.*
10. *NTA disclaims any liability that may arise to a candidate(s) due to incorrect information provided by him/her in his/her online Application Form.*
11. ***Candidates are advised to visit the NTA Website (www.nta.ac.in) and check their e-mails regularly for the latest updates.***
12. Candidates shall appear at their own cost at the Examination Centre on the date, shift, and time indicated on their Admit Cards issued by the NTA in due course through its Website.

Note:

- i. *The final submission of the Online Application Form will remain incomplete if **Step 3** is not complete. Such forms will stand rejected and no correspondence on this account will be entertained.*
- ii. *The entire application process for **CUET (UG) - 2024** is online, including uploading of scanned images/documents, payment of fees, and printing of Confirmation Page, Admit Card, etc. **Therefore, candidates are not required to send/submit any document(s) including the Confirmation Page to NTA through Post/ Fax/WhatsApp/Email/by Hand.***
- iii. ***Usage of Data and Information:***

*NTA/Government of India can use the data provided by the End Users (test taker in this case) for training, research and development, analysis, **and other permissible purposes (s).***

- iv. *Candidates will also be required to indicate in their application form the name/s of the courses opted for. All candidates will be eligible for these courses provided they fulfill their eligibility requirements and their data will be shared with University/ies, if required, at a later date, to facilitate the process of their admission there. Hence, candidate/s are advised to exercise care while filling the application form.*
- V. *Candidates are advised to fill out only one Application Form and to take utmost care while filling out the mobile number and e-mail address. Candidates are also advised to use the mobile number and email address that are accessible to them (may be parent/ guardian). One mobile number and email address can be used for one Application Form only. However, in the case of twins one mobile can be used for two candidates.*

Important Points to Note:

- I. **Candidates who will be appearing in CUET (UG) - 2024 may participate in the Counselling/admission process of any University / Institution / Organization even though they have not applied for that University / Institution / Organization in the Online Application Form of CUET (UG) – 2024. However, the candidates must fulfill the eligibility criteria of the Course of the University / Institution / Organization to which they are seeking admission.**
- II. **Also, the University / Institution / Organization may admit any candidate who has appeared for CUET (UG) - 2024 irrespective of the fact that the candidate has chosen that University / Institution / Organization in the online Application Form of CUET (UG) – 2024. Moreover, the candidate must fulfill the eligibility criteria for the Course where the admission is being taken.**

For any queries/ clarifications, candidates can also Email/call at the NTA Helpdesk:

Email ID	cu-et-ug@nta.ac.in
Contact Number	011- 40759000 / 011-69227700

Note:

1. All Candidates shall ensure that the information (like his/her name, mother's name, father's name, gender, date of birth, category, PwBD status, mobile number, e-mail address, photograph and signature, choice of cities for exam Centre, etc.) provided by them in their online Application Form is correct and is their own.
2. **Candidates are advised to read the Prospectus displayed on the website of the University/ies where admission is sought and be clear about the courses offered by them, seats available, eligibility as regards to age, passing/appearing in qualifying exams, minimum marks in the qualifying exam, relaxation thereof, reservation, admission procedure, etc applicable and be clear before applying for the CUET (UG) - 2024, as Universities have their own specific requirements for admission to specified courses. NTA will not entertain the corrections sent by the candidate through Post/Fax/WhatsApp/E-mail/by Hand.**
3. In case it is found at any time in the future that the Candidate has used/uploaded the photograph, signature, and certificate(s) of someone else in his/ her Application Form/Admit Card or he/she has tampered with his/her Admit Card/result, it would be

treated as Unfair Means (UFM) Practices on his/her part and the actions will be taken under the provisions of Unfair Means Practices, as detailed in the Information Bulletin.

4. **Candidates are NOT allowed to carry Instruments, Geometry or Pencil box, Handbag, Purse, any kind of Paper/ Stationery/ Textual material (printed or written material), Eatables and Water (loose or packed), Mobile Phone/ Earphone/ Microphone/ Pager, Calculator, DocuPen, Slide Rules, Log Tables, Camera, Tape Recorder, Electronic Watches with facilities of calculator, any metallic item or electronic gadgets/ devices in the Examination Hall/Room.**
5. **Candidates are advised to keep visiting the NTA website and the University / Institution / Organization website(s) (to which the candidate is applying) for the latest updates/public notices/notifications/announcements regarding the CUET (UG) – 2024.**

Candidates are advised to carry only the following with them into the examination venue:

- i. **Admit card along with Self Declaration (Undertaking) downloaded from the NTA Website (a clear printout on A4 size paper) duly filled in**
- ii. **A simple transparent Ball Point Pen**
- iii. **Additional photograph (same as uploaded on the Online Application Form) to be pasted on the attendance sheet in the Examination Room/ Hall.**
- iv. **Any one of the authorized photo IDs (must be original, valid, and non-expired) – School Identity Card/ PAN card/ Driving License/ Voter ID/ Passport/ Aadhaar Card (With photograph)/E-Aadhaar with photograph/ Ration Card with photograph/ Class 12 Board Admit Card with photograph/ Bank Passbook with Photograph.**
- v. **PwBD certificate issued by the authorized medical officer, if claiming the relaxation under the PwBD category**
- vi. **Personal transparent water bottle**
- vii. **Sugar tablets/fruits (like banana/apple/orange) in case the candidate is diabetic.**

CHAPTER – 1

INTRODUCTION

1.1. About the National Testing Agency (NTA)

The Ministry of Education (MoE), Government of India (GoI) has established the National Testing Agency (NTA) as an independent, autonomous, and self-sustained premier testing organization under the Societies Registration Act (1860) for conducting efficient, transparent, and international standardized tests in order to assess the competency of candidates for admission to premier higher education institutions with a mission to improve equity and quality in education by developing and administering research-based valid, reliable, efficient, transparent, fair and international level assessments.

NTA has created a system that promotes teaching (by teachers), learning (by students), and assessment (by parents and institutions). NTA strongly believes in the quality, efficiency, effectiveness, equity, and security of assessments. To practice these values, NTA is constantly engaging with its stakeholders, viz. students, parents, teachers, experts, and partner institutions.

The objectives of NTA, *inter alia*, include:

1. To conduct efficient, transparent, and international standardized tests in order to assess the competency of candidates for admission.
2. To undertake research on educational, professional, and testing systems to identify gaps in the knowledge systems and take steps for bridging them.
3. To produce and disseminate information and research on education and professional development standards.

The National Testing Agency has been entrusted with the responsibility of conducting the Common University Entrance Test (UG) for admission into the Undergraduate programmes/ courses for all the Central Universities (CUs) for the **Academic session 2024-2025**.



1.2. About Central Universities (CUs)

Central Universities or Union Universities in India are established by an Act of Parliament and are under the purview of the Department of Higher Education in the Ministry of Education. In general, Universities in India are recognized by the University Grants Commission (UGC), which draws its power from the University Grants Commission Act, 1956. In addition, 15 Professional Councils are established, controlling different aspects of accreditation and coordination. Central universities, in addition, are covered by the Central Universities Act, 2009, which regulates their purpose, powers, governance, etc.

1.3. About Common University Entrance Test (CUET (UG) - 2024)

The Common University Entrance Test (CUET) is being introduced for admission into all UG Programmes in all Central Universities for **Academic session 2024-25** under the Ministry of Education, (MoE). The Common University Entrance Test (CUET) will provide a common platform and equal opportunities to candidates across the country, especially those from rural and other remote areas, and help establish better connections with the Universities. A single Examination will enable the Candidates to cover a wide outreach and be part of the admissions process to various Central Universities.

1.4. Role of NTA

The Role of NTA is confined to the registration of candidates, the conduct of the test, hosting of answer keys, inviting challenges, finalizing answer keys, preparing and declaring results, and hosting Score Card.

A merit list will be prepared by participating Universities/organizations. Universities may conduct their individual counselling based on the Scorecard of CUET (UG) – 2024 provided by NTA.

The letters/e-mails/grievances/queries/RTI applications/Court cases pertaining to admission related matters/procedures will not be entertained by NTA. The same may be addressed to the concerned University.

CHAPTER – 2

EXAMINATION SCHEME

2.1. Mode of Examination:

CUET (UG) - 2024 will completely be conducted in Hybrid mode (Pen & Paper/ Computer Based Test (CBT) mode).

2.2. Medium of Examination:

Medium of the Question Papers: Drawing from the National Education Policy (NEP), the CUET (UG)- 2024 will be conducted in English, Hindi, Assamese, Bengali, Gujarati, Kannada, Malayalam, Marathi, Odia, Punjabi, Tamil, Telugu, and Urdu.

S. No.	Language	Examination Centres
1.	English	All Examination Centres
2.	English and Hindi	All Examination Centres in India
3.	English and Assamese	Examination Centres in Assam
4.	English and Bengali	Examination Centres in West Bengal, Tripura, and Andaman & Nicobar Islands
5.	English and Gujarati	Examination Centres in Gujarat, Daman & Diu, Dadra & Nagar Haveli
6.	English and Kannada	Examination Centres in Karnataka
7.	English and Malayalam	Examination Centres in Kerala and Lakshadweep
8.	English and Marathi	Examination Centres in Maharashtra
9.	English and Odia	Examination Centres in Odisha
10.	English and Punjabi	Examination Centres in Punjab, Chandigarh, and Delhi/New Delhi (including Faridabad, Ghaziabad, Gurugram, Meerut, Noida/Greater Noida)
11.	English and Tamil	Examination Centres in Tamil Nadu, Puducherry, and Andaman & Nicobar Islands
12.	English and Telugu	Examination Centres in Andhra Pradesh and Telangana
13.	English and Urdu	All Examination Centres in India

The option of language for Question Paper should be exercised while filling up the Application Form online and it cannot be changed at a later stage.

Please note that for the correctness of the questions in all the question papers, the English version will be taken as the final.

2.3. Scheme of Examination

S. No.	Parameters	CUET (UG) - 2024
1.	Total subjects	61 (33 languages, 27 domain-specific, and 01 General Test)
2.	Choice of Test Paper	Maximum 06 Test papers (04 or 05 domain subjects including General Test and 01 or 02 languages). Candidates may choose a maximum 06 Subjects including languages (Indian and Foreign) and General Test Note: It is advisable for candidates to select at least one language.
3.	Medium of the Test	13 languages (Assamese, Bengali, English, Gujarati, Hindi, Kannada, Malayalam, Marathi, Punjabi, Odia, Tamil, Telugu, and Urdu)
4.	Mode of the Examination	Hybrid mode (Pen & Paper + CBT) <i>Note: It will depend on the candidate count after the registration is complete.</i>
5.	Total Questions	40 out of 50 questions for all test papers and 50 out of 60 for the General Test (<i>choice of 10 questions</i>). Duration for all test papers would be 45 minutes except for Mathematics/Applied Mathematics, Accountancy, Physics, Chemistry, Economics, Computer Science/Informatics Practices, and General Tests which would be 60 minutes.
6.	Shift and Duration	It is proposed that for Pen & paper mode, there may be three shifts in a day of about two hours duration.

Subject combinations for each paper, type of questions in each paper, and mode of examination are given in the table below:

Subjects/ Tests (61)	Questions to be Attempted
There are 33 languages and 27 subjects . A candidate may choose any subject/language as desired by the applicable University/ Organization.	40 questions to be attempted out of 50 in each language
General Test: For any such undergraduate programme/programmes being offered by Universities where a General Test is being used for admission.	50 Questions to be attempted out of 60
Note:	
<ol style="list-style-type: none"> 1. From the above subjects/languages, the candidate can choose a maximum of 06 (six) subjects from all three Sections. 2. 40 out of 50 questions for all test papers and 50 out of 60 for the General Test (An overall choice of 10 questions will be provided for all 61 subjects). 3. It is advisable for candidates to select at least one language and the General Test. 	

4. *Duration for all test papers would be 45 minutes except for **Mathematics/Applied Mathematics, Accountancy, Physics, Chemistry, Economics, Computer Science/Informatics Practices, and General Tests** which would be 60 minutes.*
5. *The examination will be conducted on multiple days in two or three shifts, depending on the number of Candidates and Subject choices.*

2.4. The pattern of Question Paper:

Objective type Multiple Choice Questions (MCQs).

2.5. Tests / Subject covered under CUET (UG) - 2024

There are two or three shifts in a day. A candidate can choose up to **6 Subjects** for taking the Exam.

The list of Languages, Domain Specific Subjects, and General Test covered in CUET (UG) – 2024 is given in **Appendix II**.

2.6. Duration of Test:

*The examination will be conducted on multiple days in **two or three shifts per day**, depending on the number of candidates and their combinations.*

Note: Compensatory time for PwBD Candidates of 20 minutes for each hour examination will be given.

Note :

The examination will be conducted on multiple days in two or three shifts, depending on the number of Candidates and Subject choices.

2.7. Syllabus of Test:

Syllabus	Language - Language to be tested through Reading Comprehension (based on different types of passages–Factual, Literary and Narrative, and Literary Aptitude and Vocabulary).
	Domain Subject - As given on the NTA website https://exams.nta.ac.in/CUET-UG/
	General Test - General Knowledge, Current Affairs, General Mental Ability, Numerical Ability, Quantitative Reasoning (Simple application of basic mathematical concepts Arithmetic / Algebra / Geometry / Mensuration / Statistics), Logical and Analytical Reasoning.

The syllabus for subjects is available on the NTA website <https://exams.nta.ac.in/CUET-UG/>

CHAPTER – 3

ELIGIBILITY

3.1. Eligibility

For appearing in the CUET (UG) - 2024, there is **no age limit** for the candidates. The candidates who have passed the **class 12 /equivalent examination** or are appearing in 2024 irrespective of their age can appear in the CUET (UG) - 2024 examination. *However, the candidates will be required to fulfill the age criteria (if any) of the University / Institution / Organization in which they are desirous of taking admission.*

3.2. List of Qualifying Examinations (QE)

- i. The **final examination of the 10+2 system**, conducted by any recognized Central/ State Board, such as the Central Board of Secondary Education, New Delhi; Council for the Indian School Certificate Examinations, New Delhi; etc.
- ii. **Intermediate or two-year Pre-University** examination conducted by a recognized Board/ University.
- iii. **Final examination of the two-year course** of the Joint Services Wing of the National Defence Academy
- iv. **Senior Secondary School Examination** conducted by the National Institute of Open Schooling with a minimum of **five** subjects.
- v. Any Public School/ Board/ University examination in India or any foreign country is recognized as **equivalent to the 10+2 system** by the **Association of Indian Universities (AIU)**.
- vi. **Higher Secondary Certificate Vocational Examination.**
- vii. **A Diploma recognized by AICTE or a State board** of technical education of at least 3 years duration.
- viii. **General Certificate Education (GCE)** examination (London/Cambridge/Sri Lanka) at the **Advanced (A)** level.
- ix. **High School Certificate Examination of the Cambridge University or International Baccalaureate Diploma of the International Baccalaureate Office, Geneva.**
- x. Candidates who have completed the Class 12 (or equivalent) examination outside India or from a Board not specified above should produce a certificate from the **Association of Indian Universities (AIU)** to the effect that the examination they have passed is equivalent to the Class 12 Examination.
- xi. In case the Class 12 Examination is not a public examination, the candidate must have passed at least one public (Board or Pre-University) examination earlier.

3.3. Year of Appearance in Qualifying Examination

For the year of appearance in the Class 12 / equivalent examination, relevant conditions of Universities / Institutions (as applicable) will be applied. The candidate must ensure his eligibility from the website of respective Universities / Institutions.

Note:

1. For admission in Universities through CUET (UG) - 2024, the existing policies regarding quota, category, relaxation, reservations, qualification, subject combinations, preferences, etc. of the respective University / Institution / Organization shall be applicable.
2. As the eligibility criteria for admission may be unique for every University, the candidates are advised to visit the University website to which they are applying for their respective programs.
3. Candidates are advised to satisfy themselves before applying that they possess the eligibility criteria laid down by the University they are applying to.
4. Mere appearance in the Entrance Test or securing pass marks on the test does not entitle a candidate to be considered for admission to the Programme unless he/she fulfills the Programme-wise eligibility conditions of the University they are applying to.

CHAPTER – 4 RESERVATIONS

- 4.1. Indian nationals belonging to certain categories (OBC-NCL, Gen-EWS, SC, ST) are admitted under the seats reserved for them in accordance with the rules prescribed by the Government of India.

However, *in the case of the Central Universities, the reservation policy of the respective University shall be applicable.*

4.2.1 Provisions relating to Persons with Disability (PwD)

- (a) **Guidelines for conducting written examination for Persons with Benchmark Disabilities above 40% vide letter dated 29 August 2018 from the Ministry of Social Justice and Empowerment**

Provisions relating to Persons with Disability (PwD):

As per Section 2(t) of the RPwD Act, “Persons with Disability (PwD)” means a person with long-term physical, mental, intellectual, or sensory impairment which, in interaction with barriers, hinders his full and effective participation in society equally with others.

According to Section 2(r) of the RPwD Act, 2016, “persons with benchmark disabilities” means **a person with not less than forty percent (40%) of a specified disability** where specified disability has not been defined in measurable terms and includes a person with disability where specified disability has been defined in measurable terms, as certified by the certifying authority.

Facilities for PwBD candidates to appear in the exam

As per the guidelines issued by the Department of Empowerment of Persons with Disabilities (Divyangjan) under the Ministry of Social Justice and Empowerment issued from time to time on the subject: “Written Examination for Persons with Benchmark Disabilities”, for the candidate with one of the benchmark disabilities [as defined in Section 2(r) of RPwD Act, 2016], holding a Disability Certificate in the prescribed format in the Rights of Person with Disabilities Rules, 2017 (link: https://upload.indiacode.nic.in/showfile?actid=AC_CEN_25_54_00002_201649_15178073_28299&type=rule&filename=Rules_notified_15.06.pdf).

- a. *The facility of a Scribe, in case he/she has a **physical limitation and a scribe is essential to write the examination on his/her behalf**, being so certified in the aforesaid format by a CMO/Civil Surgeon/ Medical Superintendent of a Government Health Care Institution.*
- b. *Compensatory time of **one hour** for examination of **three hours** duration, whether such candidate uses the facility of Scribe or not.*

Services of a Scribe

As per the office memorandum of the Ministry of Social Justice and Empowerment (Reference: F.No. 34-02/2015-DD-III dated August 29, 2018), the PwD candidates who are visually

impaired OR have a disability in the upper limbs OR have lost fingers/hands thereby preventing them from properly operating the Computer Based Test platform may avail the services of a scribe (amanuensis).

The scribe will help the Candidate in reading the questions and/or keying in the answers as per the directions of the Candidate. A scribe will NEITHER explain the questions NOR suggest any solutions.

PwBD candidates who desire to avail the services of a scribe need to opt for this during the online registration of CUET (UG) – 2024.

*It is to be noted that the Scribe will be provided by the **National Testing Agency (NTA)** if requested.*

If it is found at any stage that a candidate has availed the services of a scribe and/or availed the compensatory time but does not possess the extent of disability that warrants the use of a scribe and/or grant of compensatory time, the candidate will be excluded from the process of evaluation, ranking, counselling, and admission. In case such a candidate has already been admitted to any Institution, the admission of the candidate will be cancelled.

The NTA does not guarantee any change in the category or sub-category (PwD status) after the submission of the Online Application Form, and in any case, no change will be entertained by NTA after the declaration of NTA Score for CUET (UG) - 2024. The category/sub-category (PwD status) entered in the CUET (UG) Database by the candidate may be used by the participating University / Institution / Organization). Therefore, the candidates are advised to fill in the category/sub-category column very carefully.

Note:

1. The minimum degree of disability should be **40% (Benchmark Disability)** in order to be eligible for availing reservation for persons with specified disability.
2. The extent of “specified disability” in a person shall be assessed in accordance with the “Guidelines for the purpose of assessing the extent of specified disability in a person included under the **Rights of Persons with Disabilities Act, 2016 (49 of 2016)**” notified in the Gazette of India by the Ministry of Social Justice and Empowerment [Department of Empowerment of Persons with Disabilities (Divyangjan)] on 4 January 2018.
3. No change in the category will be entertained after the last date specified by NTA for CUET (UG) - 2024 Registration.

Candidates must note that the benefit of reservation will be given to them subject to verification of documents. If it is discovered at any stage that a candidate has used a false/fake/incorrect document or has furnished false, incorrect, or incomplete information, in order to avail the benefit of reservation, then such a candidate shall be excluded from all admission processes. In case such a candidate has already been given admission, the admission shall stand cancelled.

4.2.2 (b) Guidelines for conducting written examination for persons with specified disabilities covered under the definition of Section 2(s) of the RPwD Act, 2016 but not covered under the definition of Section 2(r) of the said Act, i.e. persons having less than 40% disability and having difficulty in writing

- I. These guidelines may be called Guidelines for conducting written examinations for persons with specified disabilities covered under the definition of Section 2(s) of the RPwD Act, 2016 but not covered under the definition of Section 2(r) of the said Act, i.e. persons having less than 40% disability and having difficulty in writing.
- II. The facility of scribe and/or compensatory time shall be granted solely to those having difficulty in writing subject to the production of a certificate to the effect that the person concerned has limitation to write and that scribe is essential to write the examination on his/her behalf from the competent medical authority of a Government healthcare institution as per performa.
- III. The medical authority for the purpose of certification as mentioned in point (II) above should be a multi-member authority comprising the following:-
 - i. Chief Medical Officer/Civil Surgeon/Chief District Medical Officer.....Chairperson
 - ii. Orthopaedic/PMR specialist
 - iii. Neurologist, if available*
 - iv. Clinical Psychologist/Rehabilitation Psychologist/ Psychiatrist/Special Educator
 - v. Occupational therapist, if available*
 - vi. Any other expert based on the condition of the candidate may be nominated by the Chairperson. (* the Chief Medical Officer/Civil Surgeon/Chief District Medical Officer may make full efforts for inclusion of neurologists, occupational therapists from the nearest District or the Medical College/Institute if the same is not available in the District)"
- IV. Compensatory time of not less than 20 minutes per hour of the examination should be allowed for persons who are eligible for getting a scribe. In case the duration of the examination is less than an hour, then the duration of the compensatory time should be allowed on a pro-rata basis. Compensatory time should not be less than 5 minutes and should be in the multiple of 5.

4.2 In the case of the Institutes run/aided/recognized by State Governments, the reservation policy of the respective State Governments shall be applicable.

Note: For admission in Universities through CUET (UG) - 2024, the existing policies regarding reservations, relaxation, quota, category, qualification, subject combinations, preferences etc. of the respective University shall be applicable.

The NTA does not entertain any change in the category or sub-category (PwBD status) after the submission of the Online Application Form, and in any case, no change will be entertained by NTA after the declaration of NTA Score for CUET (UG) 2024. The category/sub-category (PwBD status) entered in the CUET (UG) - 2024 Application Form by the candidate will be used for the CUET (UG) - 2024. Therefore, the candidates are advised to fill in the category/sub-category column very carefully.

CHAPTER – 5 CHOICE OF CITIES

The Cities where the CUET (UG) - 2024 will be conducted are given in **Appendix III**. While applying, candidates have to **select any four cities of their choice**. Efforts will be made to allot the city of examination to the candidates in the order of preference opted by them in their online Application Forms. **However, due to administrative/logistic reasons, a different city can be allotted.**

Choice of Centre Cities will be limited to the State of Permanent Address or State of Present Address only.

Note:

- i. The candidate can provide up to a maximum of 04 cities as options. The decision to run a CBT / Pen & Paper examination in those cities will lie with the NTA and will be dependent on multiple factors.**
- ii. Though every effort will be made to allot a Centre in one of the cities selected by the candidate, the NTA reserves the right to allot a city to the candidate which may, in extreme circumstances fall out of the options opted by the candidates due to administrative reasons.**

In case, there are very few candidates from a City, the NTA reserves the right to merge one, two, or more cities.

The decision of the NTA regarding the allotment of the City/Centre shall be final. No further correspondence or request shall be entertained in this regard.

While filling up the Online Application Form, candidates should select **four Convenient Cities** from **Appendix III** as their Choice of Cities for the exam Centre in order of their priority.

For convenience, the candidates may select their own city or neighbouring cities in their State of Residence only and not far away cities in other States. NTA will not be responsible for any inconvenience due to the incorrect selection of cities by the candidates.

In case, the number of candidates opting for a city as the centre with a regional language is less than a certain minimum, candidates may be allotted a Centre in another city irrespective of the city opted by the candidates for appearing in the examination.

Note: All efforts will be made by NTA to consider the comfort and convenience of candidates, including PwD Candidates while allotting Centres.

CHAPTER –6 ADMIT CARD

e-Admit Card

The e-Admit Card would be issued provisionally to the candidates through the NTA website: <https://exams.nta.ac.in/CUET-UG/> subject to the fulfillment of the eligibility conditions and receipt of the prescribed application fee by NTA.

The candidate has to download the Admit Card from the NTA website. The candidate will appear in the examination at the given Centre on the date and shift/timing as indicated in his/her e-Admit Card.

No candidate will be allowed to appear at the examination Centre, on the date and shift/time other than that allotted to him/her in his/her Admit Card.

In case a candidate is unable to download his/her Admit Card from the website, he/she should approach the NTA Help Line Number: **011-40759000 or 011-69227700 between 10.00 A.M. and 5.00 P.M.**

The candidates are advised to read the instructions on the Admit Card carefully and strictly follow them during the examination.

In case of any discrepancy in the particulars of the candidate or his/her photograph and signature shown in the e-Admit Card and Confirmation Page, the candidate may immediately **approach the NTA Help Line between 10.00 A.M. and 5.00 P.M.** In such a case, the candidate would appear in the examination with the already downloaded Admit Card. However, NTA will take necessary action to make corrections in the record later.

The date of downloading the Admit Card for the exam will be announced on the NTA website <https://exams.nta.ac.in/CUET-UG/>

Note:

- a. *The Candidates may please note that Admit Cards will not be sent by post.*
- b. *In no case, the duplicate Admit Card for Common University Entrance Test (UG) – 2024 be issued at the Examination Centres.*
- c. *The candidates must not mutilate the Admit Card or change any entry made therein.*
- d. *Candidates are advised to preserve their Admit Cards in good condition for future reference.*
- e. *No Admit Card shall be issued to the candidates whose applications are found to be incomplete for any reasons (including indistinct/ doubtful photographs/unsigned Applications) or who do not fulfill the eligibility criteria for the examination.*
- f. *Issue of Admit Cards, however, shall not necessarily mean acceptance of eligibility which shall be further scrutinized at subsequent stages of the admission process.*

CHAPTER – 7
SCHEDULE OF EXAMINATION

Date of Examination	Between 15 May and 31 May 2024*		
Mode of Examination	Pen & Paper (offline) and/or Computer Based Test (CBT) mode		
Slot	Shift 1	Shift 2	Shift 3
Timing of Examination	To be notified later.		
Duration of Examination			
<i>Note: Compensatory time for PwBD Candidates, who are eligible for Scribe (whether such candidate uses the facility of Scribe or not) 20 minutes for each hour examination will be extended as per Govt. Guidelines. Such extra time will be extended test-wise and not in the aggregate duration of the morning/afternoon slot.</i>			

*The date(s) may vary depending on the National Election Schedule.

1. The examination will be held on multiple days, in two or three shifts in a day, depending on the number of candidates and their combinations.
2. Though the tests are scheduled in 02 or 03 shifts, as the case may be, each test within each shift is distinct and independent of the other.
3. A candidate has the option to choose the components of the test only. However, the allotment of candidates to the Shift will be based on the options exercised and technical and administrative considerations.
4. Admit Cards will be issued for each shift based on the components opted by him/her. No request for a change of date/shift will be entertained.
5. All three shifts will start at a specified time. Candidates have to report for the slot/s as per the time stated in their respective Admit Cards.

CHAPTER – 8
PARTICULARS TO BE FILLED IN THE ONLINE
APPLICATION FORM

The Columns to be filled in the Online Application Form of CUET (UG) - 2023 are as follows. All candidates shall fill up the information as given below:

NO.	Page	Section	Fields	Remarks
1	Registration Form	Personal Details	Candidate's Name (As per class 10 or Equivalent Certificate)	
2			Father's Name	
3			Mother's Name	
4			Guardian's Name	Mandatory if the Father's & Mother's Name is blank
5			Candidate's Date of Birth	Select from dropdown
6			Gender	Select from dropdown
7			Nationality	Select from dropdown
8			Citizen of the Country	Only Visible If Nationality is Foreign (Other than OCI)
9			Identity Type	Select from dropdown
10			Valid Identification Number	
11		Present Address	Premises/House No./Name	
12			Sub Locality	Optional
13			Locality	Optional
14			Country	Select from dropdown
15			State/UT	Select from dropdown
16			District	Select from the list based on State (State-District details attached)
17			Pincode	
18			Email Address	
19			Confirm Email Address	
20			Mobile Number (without country code or 0)	
21		Confirm Mobile Number		
22		Alternate Contact Number	Optional	
23		Permanent Address	Premises/House No./Name	
24			Sub Locality	Optional
25			Locality	Optional
26			Country	Select from dropdown
27			State/UT	Select from dropdown
28			District	Select from the list based on State (State-District details attached)
29		Pincode		
30		Choose Password	Password (Minimum 8 characters)	E.g. Test@123
31			Confirm Password	
32			Security Question	
33			Security Answer	
34		Security Pin	Security Pin	To be entered as displayed on the Screen
35	Application Form	Personal Details	Candidate's Name (As per class X or Equivalent Certificate)	
36			Candidate's Date of Birth	Select from dropdown

NO.	Page	Section	Fields	Remarks
37			Gender	Select from dropdown
38			Nationality	Select from dropdown
39			Citizen of the Country	Only Visible If Nationality is Foreign (Other than OCI)
40			Category	Select from dropdown
41			Are you a PwBD Candidate?	Yes/No
42			Type of Disability	Only Visible if PwBD is Yes
43			Other Types of Disability	Only Visible if Type of Disability is Other.
44			Do you have a benchmark disability of 40% or less	Only Visible if PwBD is Yes
45			Do you need a Scribe (As per the criteria given in the Information Bulletin)?	Only Visible if PwBD is Yes
46			Father's Name	
47			Father's Qualification	Select from dropdown
48			Father's Occupation	Select from dropdown
49			Mother's Name	
50			Mother's Qualification	Select from dropdown
51			Mother's Occupation	Select from dropdown
52			Guardian's Name	Optional
53			Annual Family Income	Select from dropdown
54			Are You Twin?	Yes/No
55			Name of the other Brother/Sister as per Class X Certificate	only visible if 'Are you a Twin' is yes
56			Roll Number of Class 10th or its equivalent of the Twin	Only visible if 'Are you a Twin' is yes
57			Domicile State	Select from dropdown
58			Are you Diabetic?	Select from dropdown
59			Place of Residence	Select from dropdown
60			Mode of Preparation	Select from dropdown
61			Other Modes of Preparation	
62			Medium of Study in Qualifying Examination	Select from dropdown
63		Present Address	Premises No./Name	
64			Sub Locality	Optional
65			Locality	Optional
66			Country	Select from dropdown
67			State/UT	Select from dropdown
68			District	Select from the list based on State (State-District details attached)
69			Pincode	
70		Permanent Address	Premises No./Name	
71			Sub Locality	Optional
72			Locality	Optional
73			Country	Select from dropdown
74			State/UT	Select from dropdown
75			District	Select from the list based on State (State-District details attached)
76			Pincode	
77		Other Quota & Category	Do you belong to the Below Poverty Line?	Yes/No
78			Are you a Kashmiri Migrant?	Yes/No

NO.	Page	Section	Fields	Remarks
79			Ward of Defence Personnel / Ex-Servicemen	Yes/No
80			Claim for NCC Quota	Yes/No
81			Claim for Sports Quota	Yes/No
82			Level of Sports Achievement	Select from dropdown Only visible if Claims for Sports Quota is selected Yes
83			Are you a ward of a University Employee?	Yes/No
84			Is your Father an Employee of the University	Only Visible if Ward of University Employee is Yes
85			Name of the University	Only Visible if Ward of University Employee is Yes
86			Father's Employee ID	Only Visible if Ward of University Employee is Yes and Is your Father Employee of University is yes
87			Name of the Department/Affiliated College	Only Visible if Ward of University Employee is Yes and Is your Father Employee of University is yes
88			Father's Designation	Only Visible if Ward of University Employee is Yes and Is your Father Employee of University is yes
89			Father's Employment Status	Only Visible if Ward of University Employee is Yes and Is your Father Employee of University is yes
90			Is your Mother an Employee at the University	Only Visible if Ward of University Employee is Yes
91			Name of the University	Only Visible if Ward of University Employee is Yes and Is your Mother Employee of University is yes
92			Mother's Employee ID	Only Visible if Ward of University Employee is Yes and Is your Mother Employee of University is yes
93			Name of the Department/Affiliated College	Only Visible if Ward of University Employee is Yes and Is your Mother Employee of University is yes
94			Mother's Designation	Only Visible if Ward of University Employee is Yes and Is your Mother Employee of University is yes
95			Mother's Employment Status	Only Visible if Ward of University Employee is Yes and Is your Mother Employee of University is yes
96		Qualification Details (Class 10th or Equivalent)	Result Status	Select From dropdown
97			Passing Year	Select From dropdown
98			Qualifying Exam	10th or Equivalent (pre-filled)
99			Place of Schooling	Rural/Urban
100			Type of School/College	Select From dropdown
101			Other Types of School/College	
102			Qualifying Examination Country	Select From dropdown
103			Qualifying Examination State	Select From dropdown
104			Qualifying Examination District	Select from the list based on State (State-District details attached)
105			Board Name	Select From dropdown
106			Other Board Name	Only Visible if Board Name selected OTHER from the dropdown
107			School/College Name Address	

NO.	Page	Section	Fields	Remarks
108			School/College Pincode	
109			Roll Number	
110			Result Mode	Grade/Percentage
111			Maximum Grade Point	Visible if Result Mode Selected Grade
112			CGPA Obtained	
113			CGPA Equivalent Percentage	
114			Maximum Marks	Visible if Result Mode Selected Percentage
115			Marks Obtained	
116			Percentage	
117		Qualification Details (Class 12th or Equivalent)	Result Status	Select From dropdown
118			Passing Year	Select From dropdown
119			Qualifying Exam	12th or equivalent (pre-filled)
120			Place of Schooling	Rural/Urban
121			Type of School/College	Select From dropdown
122			Other Types of Schools/Colleges	Only Visible if Type of School/College is selected Other.
123			Qualifying Examination Country	Select From dropdown
124			Qualifying Examination State	Select From dropdown
125			Qualifying Examination District	Only Visible if the state is selected.
126			Board Name	Select From dropdown
127			Other Board Name	Only Visible if Board Name selected OTHER from the dropdown
128			School/College Name Address	
129			School/College Pincode	
130			Roll Number	
131			Result Mode	Grade/Percentage
132			Maximum Grade Point	Visible if Result Mode Selected Grade
133			CGPA Obtained	
134			CGPA Equivalent Percentage	
135			Maximum Marks	Visible if Result Mode Selected Percentage
136			Marks Obtained	
137		Percentage		
138		<u>Examination Center Details</u>	Center City Preference 1	Select Exam Centre City from the dropdown, based on permanent and contact address state/country
139			Center City Preference 2	
140		University/Programme Selection	Select University Name	Select From dropdown
141			Select Programme Name	Only Visible if the University Name is selected.
142		Test Paper / Subject(s) Selection	Test Paper / Subject 1	Select Subject from the dropdown
143			Medium of Test Paper / Subject 1	Visible if Test Paper / Subject 1 is Domain specific.
144			Test Paper / Subject 2	Select from dropdown
145			Medium of Test Paper / Subject 2	Visible if Test Paper / Subject 2 is Domain specific.
146			Test Paper / Subject 3	Select from dropdown
147			Medium of Test Paper / Subject 3	Visible if Test Paper / Subject 3 is Domain specific.
148			Test Paper / Subject 4	Select from dropdown
149			Medium of Test Paper / Subject 4	Visible if Test Paper / Subject 4 is Domain specific.
150			Test Paper / Subject 5	Select from dropdown
151			Medium of Test Paper / Subject 5	Visible if Test Paper / Subject 5 is Domain specific.

NO.	Page	Section	Fields	Remarks
152			Test Paper / Subject 6	Select from dropdown
153			Medium of Test Paper / Subject 6	Visible if Test Paper / Subject 6 is Domain specific.
154	Documents Upload	Upload Images/Pdf	Candidate's Photograph (with 80% face without mask) (jpg, jpeg)	The size of the scanned photograph should be between 10 kb to 200 kb
155			Candidate's Signature (jpg, jpeg)	The size of the scanned signature should be between 4 kb to 30 kb
156			Person With Benchmark Disability (PwBD) Certificate	

CHAPTER – 9

IMPORTANT INSTRUCTIONS FOR THE CANDIDATES

1. Candidates are advised to report at the Examination Center well in time i.e. one and a half hours before the commencement of the examination.
2. Candidates should take their seats immediately after the opening of the Examination Hall. If the candidates do not report in time due to any reason i.e. traffic jam, train/bus delay, etc, they are likely to miss some of the important instructions to be announced in the Examination Rooms/Halls. The NTA shall not be responsible for any delay.
3. The candidate must show, on-demand, the Admit Card downloaded/printed from the NTA website for admission in the examination room/hall. The Test Centre Staff on duty is authorized to verify the identity of candidates and may take steps to verify and confirm the identity credentials. A candidate who does not possess a valid Admit Card and authorized Photo ID shall not be permitted to take the examination under any circumstances by the Centre Superintendent.
4. A seat indicating Roll Number will be allotted to each candidate. Candidates should find and sit in their allocated seats only. In case a candidate ventures to change his/her seat and does not sit on the seat allotted to him/her could face cancellation of candidature. No plea would be entertained in this regard.
5. The candidate should ensure that the Question Paper available on the computer is as per his/her opted subject indicated in the Admit Card. In case, the subject of the Question Paper is other than his/her opted subject, the same may be brought to the notice of the Invigilator concerned.
6. The candidates may approach the Centre Superintendent/Invigilator in the room for any technical assistance, first aid emergency, or any other information during the course of the examination. For any queries or issues regarding the Test, the candidates may contact on Helpline Numbers available on the NTA website.
7. For those who are unable to appear on the scheduled date of the test for any reason, a re-test shall not be held by the NTA under any circumstances.

Note: Candidates shall appear at their own cost at the Centre on the Date, Tests/ Subjects, and Timing of Examination as indicated in their Admit Card issued by the NTA. Under no circumstances the choice of cities for the Centre and Timing of Examination provided in the Admit Card be changed.

Candidates **MUST** bring the following documents on the day of examination at the test centre. Candidates who will not bring these will not be allowed to sit in the examination.

- a. Print copy of Admit Card along with Self Declaration (Undertaking) downloaded from the NTA Website (a clear printout on A4 size paper) duly filled in.
- b. One passport size photograph (same as uploaded on the Online Application Form) for pasting on the specific space in the Attendance Sheet at Centre during the examination.
- c. Any one of the authorized photo IDs (must be original, valid, and non-expired) – School Identity Card/ PAN card/ Driving License/ Voter ID/ Passport/ Aadhaar Card (With photograph)/E-Aadhaar with photograph/ Ration Card with photograph/ Class 12 Board Admit Card with photograph/ Bank Passbook with Photograph.
- d. PwBD certificate issued by the authorized medical officer, if claiming the relaxation under PwBD category

OR

PwBD Certificate regarding physical limitation in an examination to write as per Annexures given in Information Bulletin, if claiming the relaxation under PwBD category.

Rough Work

All calculations/writing work is to be done only in the Rough Sheets provided at the Test Centre in the Examination Room/Hall and on completion of the test, candidates must hand over the Rough Sheets to the Invigilator on duty in the Room/Hall.

CHAPTER – 10

UNFAIR MEANS PRACTICES AND BREACH OF EXAMINATION RULES

10.1. DEFINITION

Unfair Means practice is an activity that allows a candidate to gain an unfair advantage over other candidates. It includes, but is not limited to:

- a) Being in possession of any item or article which has been prohibited or can be used for unfair practices including any stationery item, communication device, accessories, eatable items, ornaments, or any other material or information relevant or not relevant to the examination in the paper concerned;
- b) Using someone to write an examination (impersonation) or preparing material for copying;
- c) Breaching examination rules or any direction issued by NTA in connection with the JEE (Main) - 2024 examination from time to time;
- d) Assisting other candidates to engage in malpractices, giving or receiving assistance of any kind directly or indirectly or attempting to do so;
- e) Contacting or communicating or trying to do so with any person, other than the Examination Staff, during the examination time in the Examination Centre;
- f) Threatening any of the officials connected with the conduct of the examination or threatening any of the candidates;
- g) Using or attempting to use any other undesirable method or means in connection with the examination;
- h) Manipulation and fabrication of online documents viz. Admit Card, Rank Letter, Self-Declaration, etc.;
- i) Forceful entry in /exit from Examination Centre/Hall;
- j) Use or attempted use of any electronic device after entering the Examination Centre;
- k) Affixing/uploading of wrong/morphed photographs/signatures on the Application Form/Admit Card/Proforma;
- l) Creating obstacles in the smooth and fair conduct of the examination.
- m) Not attempting the question paper for long time intervals.
- n) Fidgeting and looking here and there.
- o) In possession of bits of paper etc.
- p) Any other malpractices declared as Unfair Means by the NTA.
- q) Tearing of the Answer Sheet, any page of the test booklet, etc.

- r) Take away the answer sheet (Original OMR/Office Copy of OMR) from the examination hall/room.

Note: Any candidate with more than one Application Number (more than one SCORE CARDS) will be treated as UFM, even if found at a later stage, and strict action will be taken against that Candidate.

10.2. PUNISHMENT FOR USING UNFAIR MEANS PRACTICES

If a candidate indulges in any of the above or similar practices during the course of, before, or after the examination, he/she shall be deemed to have used unfair practices and thus shall be booked under the UNFAIR MEANS (UFM) case. **The candidate would be debarred for 3 years in the future and shall also be liable for criminal action and /or any other action as deemed fit.**

10.3. CANCELLATION OF RESULT

The result of **CUET (UG) - 2024** of the candidate(s) who indulges in Unfair means Practices will be cancelled and will not be declared. Similarly, the result of those candidates who appear from the Centre other than the one allotted to them or allow another candidate/person to write the exam on his behalf will be cancelled. No plea will be entertained in this regard.

CHAPTER 11

BARRED ITEMS AND DRESS CODE

11.1 Barred Items

- 11.1.1 The candidates will be subjected to extensive and compulsory frisking before entering the Examination Centre with the help of highly sensitive metal detectors. The candidates are not allowed to carry the following items inside the Examination Centre under any circumstances.
- a) Any item like textual material (printed or written), bits of paper, Geometry/Pencil Box, Plastic Pouch, Calculator, Pen, Scale, Writing Pad, Pen Drives, Eraser, Calculator, Log Table, Electronic Pen/Scanner, etc.
 - b) Any communication device like Mobile Phone, Bluetooth, Earphones, Microphone, Pager, Health Band, etc.
 - c) Other items like Wallet, Goggles, Handbags, Belt, Cap, etc.
 - d) Any Watch/Wristwatch, Bracelet, Camera, etc.
 - e) Any ornaments/metallic items.
 - f) Any food items opened or packed, water bottles, etc.
 - g) Any other item that could be used for unfair means, by hiding communication devices like a microchip, camera, Bluetooth device, etc.
- 11.1.2 No arrangement will be made at the Centres for keeping any articles/items belonging to the candidates.
- 11.1.3 The candidates wearing articles or objects of faith (customary/ cultural/ religious) should report at the examination centre **at least two hours before the last reporting time** so that there is enough time for proper frisking without any inconvenience to the candidate while maintaining the sanctity of the examination. If upon screening, it is discovered that any candidate is actually carrying a suspected device within such an item of faith, he/ she may be asked not to take it into the examination hall.

11.2 Dress Code

- 11.2.1 The candidates are instructed to follow the following dress code while appearing for **CUET (UG) - 2024**:
- a. Light clothes with long sleeves are not permitted. However in case, candidates come in cultural/ customary dress at the Examination Centre, they should report at least an hour before the last reporting time so that there is enough time for proper frisking without any inconvenience to the candidate while maintaining the sanctity of the examination.
 - b. Slippers, and sandals with low heels are permitted. Shoes are not permitted.
 - c. **In case of any deviation required due to unavoidable (medical, etc.) circumstances, specific approval of NTA must be taken before the Admit Cards are issued.**
- 11.2.2 It is desired that the candidates follow instructions issued by the NTA strictly. This will help NTA in the fair conduct of the examination.

Note: The NTA believes in the sanctity and fairness of conducting the examination, however, it also believes in the sensitivity involved in frisking (girl) candidates and will issue comprehensive instructions accordingly to the staff and other officials at the Examination Centres. The frisking of the female candidates will be done inside a closed enclosure by female staff only.

CHAPTER – 12

DISPLAY OF ANSWER KEY FOR CHALLENGE

12.1. DISPLAY OF ANSWER KEY FOR CHALLENGES

1. The NTA will display the Provisional Answer Key of the questions on the NTA website: <https://exams.nta.ac.in/CUET-UG/> with a Public Notice, issued to this effect on the said website, to provide an opportunity to the candidates to challenge the Provisional Answer Keys with a non-refundable online payment of ₹ 200/- per question challenged as processing charges. The provisional Answer Keys are likely to be displayed for two to three days.
2. Only paid challenges made during the stipulated time through the key challenge link will be considered. Challenges without justification/evidence and those filed on any other medium other than the prescribed link will not be considered.
3. The NTA decision on the challenges shall be final and no further communication will be entertained. NTA will not inform the Candidates individually about the outcome of the challenges made.
4. The subject experts will examine all the challenges received and then a final answer key will be displayed and declared.
5. **The result will be compiled based on the final answer key declared. No grievance with regard to answer key(s) after the declaration of result/NTA Score of CUET (UG) - 2024 will be entertained.**

12.2. DISPLAY OF RECORDED RESPONSES

The NTA will display the recorded responses and Question Papers attempted by the candidates on the NTA website <https://exams.nta.ac.in/CUET-UG/> prior to the declaration of the result/NTA Score. The recorded responses are likely to be displayed for two to three days.

12.3. MARKING SCHEME OF EXAMINATION

For Multiple Choice Questions: To answer a question, the candidates need to choose one option corresponding to the correct answer or the most appropriate answer. However, if any anomaly or discrepancy is found after the process of challenges of the key verification, it shall be addressed in the following manner:

- Correct answer or the most appropriate answer: Five marks (+5)*
- Any incorrect option marked will be given minus one mark (-1).*
- Unanswered/Marked for Review will be given no mark (0).*

- iv. *If more than one option is found to be correct then Five marks (+5) will be awarded to only those who have marked any of the correct options.*
- v. *If all options are found to be correct then Five marks (+5) will be awarded to all those who have attempted the question.*
- vi. *If none of the options is found correct, or a question is found to be wrong, or a question is dropped, then all candidates **who have attempted the dropped question** will be given five marks (+5) marks.*

12.4. USE OF SCORES OF CUET (UG) - 2024 BY OTHER ORGANIZATIONS

The scores/results of CUET (UG) - 2024 may be utilized by other organizations as per their eligibility criteria/norms/applicable regulations/guidelines/rules.

The University / Institution / Organization may admit any candidate who has appeared for CUET (UG) - 2024 irrespective of the fact that the candidate has chosen that University / Institution / Organization in the online Application Form of CUET (UG) – 2024. Moreover, the candidate must fulfill the eligibility criteria for the Course where the admission is being taken.

Note : The details of candidates will be shared with all participating universities/institutions.

CHAPTER – 13

CUET (UG) - 2024 NTA Score for Admissions in Central and Other Participating Universities / Institutions / Organizations

13.1. CUET (UG) - 2024 NTA SCORE

- a) For multi-shift papers (*if conducted*), raw (actual) marks obtained by the candidates in different shifts/sessions will be converted to NTA Score.
- b) **The detailed procedure for the compilation of the NTA Score is available on the NTA Website and also in Appendix VI of the Information Bulletin.**
- c) **The NTA Score of CUET (UG) – 2024 is valid for admission to the academic year 2024- 25 only.**

Note: *The NTA is planning to do the CUET (UG) 2024 examination in a single shift for each language/subject/General Test, so that the need for Normalization will not exist. However, under unavoidable circumstances, if any subject is conducted in multi-shifts, then normalization will be done. The performance of every candidate will be evaluated using the equi-percentile method wherein normalized marks of each candidate will be calculated using the percentiles of each group of students in a given shift across multiple days for the same subject.*

13.2. RE-EVALUATION / RE-CHECKING OF RESULT

- a) The result for CUET (UG) - 2024 will be processed based on the Final Answer Keys. No grievance with regard to Answer Key(s) after the Declaration of Result of CUET (UG) - 2024 will be entertained.
- b) The marks obtained by a candidate will be considered further for computation of the result of CUET (UG) - 2024.
- c) There shall be no re-evaluation/re-checking of the result. No correspondence in this regard shall be entertained.
- d) No Score Card will be dispatched to the candidates and the candidates are advised to download their Score Cards for CUET (UG) - 2024 from the website: <https://exams.nta.ac.in/CUET-UG/>

13.3. ADMISSIONS

- a) Merely appearing in CUET (UG) - 2024 does not confer any right to the candidate for admission to the desirous University.
- b) The selection and admission are subject to fulfilling the admission criteria, eligibility, rank in the merit list, medical fitness, verification of original documents, and such other criteria as may be prescribed by the University.
- c) Admissions are handled at the level of each of the Central Universities (CUs) for their respective programs. After the declaration of the CUET (UG) - 2024 result by NTA, the respective CUs will declare the counselling/ admission schedule and merit list based on the CUET (UG) - 2024 score and the other criteria of the respective University.

For all admission-related procedures/queries, the candidates are advised to refer to the website of the applied University.

- d) **NTA does not have any role in the preparation of the Merit List.**

CHAPTER – 14

MISCELLANEOUS

14.1. CORRESPONDENCE WITH NTA

All the correspondence should preferably be addressed by e-mail. The email query shall be addressed only if it is not anonymous and contains the name, postal address, and contact number of the sender. An email containing vague or general queries and other queries as contained in the Information Bulletin shall not be entertained. Queries shall not be entertained from a person claiming to be representatives, associates, or officiates of the applicant candidate. The following information shall not be revealed by NTA:

- a. Internal documentation/status.
- b. The internal decision-making process of NTA. Any claim/counterclaim thereof.
- c. Dates and venue of internal meetings or name of the staff/officers dealing with it.
- d. Any information which cannot be revealed in the opinion of NTA.

14.2. WEEDING OUT RULES

The record of Common University Entrance Test CUET (UG) -2024. would be preserved up to **90 days from the date of declaration of the result.**

14.3. LEGAL JURISDICTION

All disputes pertaining to the conduct of the CUET (UG) -2024 Examination including Results shall fall within the jurisdiction of Delhi/New Delhi only. Further, any grievance/representation arising out of the Result shall be entertained only when raised within 30 days from the declaration of the result. Further, the copy of the Legal Notice or Writ Petition/Petition/Appeal/Reply may be served to NTA only through: **legal@nta.ac.in**

14.4. RTI

Information uploaded on the website shall not be provided to the candidate or any other person under R.T.I. Act, 2005. The information uploaded on the website shall remain for a specific period only. Therefore, the candidates are advised to download the uploaded information and keep it with them for the future. In due course of examination or the midway of process, neither any application under the Right to Information Act, 2005 shall be entertained nor information will be provided.

Annexure-I
Form-PwD (IV)

Disability Certificate

Certificate for persons with a disability under the RPwD Act, 2016 having less than 40% disability

Recent PP size attested photograph (showing face only) of the person with disability

This is to certify that, we have examined Mr./Ms./Mrs. (name of the candidate), S/o /D/o, a resident of(Vill/PO/PS/District/State), aged yrs, a person with (nature of disability/condition), and to state that he/she has a limitation which hampers his/her writing capability owing to his/her above condition. He/she requires the support of a scribe for writing the examination.

2. The above candidate uses aids and assistive devices such as prosthetics & orthotics, and hearing aids (name to be specified) which is /are essential for the candidate to appear at the examination with the assistance of a scribe.

3. This certificate is issued only for the purpose of appearing in written examinations conducted by recruitment agencies as well as academic institutions and is valid up to _____ (it is valid for a maximum period of six months or less as may be certified by the medical authority)

Signature of medical authority

(Signature & Name)	(Signature & Name)	Signature & Name)	(Signature & Name)	(Signature & Name)
Orthopedic / PMR specialist	Clinical Psychologist/ Rehabilitation Psychologist/Psychiatrist / Special Educator	Neurologist (if available)	Occupational therapist (if available)	Other Expert, as nominated by the Chairperson (if any)
(Signature & Name)				
Chief Medical Officer/Civil Surgeon/Chief District Medical Officer.....Chairperson				

Name of Government Hospital/Health Care Centre with Seal

Place:

Date:

Annexure-II

Letter of Undertaking for Using Own Scribe

I _____, a candidate with _____ (name of the disability) appearing for the _____ (name of the examination) bearing Application No. _____ at _____ (name of the centre) in the District _____, _____ (name of the State). My qualification is _____.

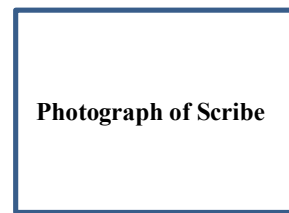
I do hereby state that _____ (name of the scribe) will provide the service of scribe/reader/lab assistant for the undersigned for taking the aforesaid examination.

I do hereby undertake that his qualification is _____. In case, subsequently, it is found that his qualification is not as declared by the undersigned and is beyond my qualification, I shall forfeit my right to the admission and claims relating thereto.

(Signature of the candidate with disability)

Place:

Date:



(Self-Attested Photograph)

Name of Scribe	ID of the Scribe	ID Number

Appendix - I

List of Central Universities

S. No.	Name of Central Universities
1	Aligarh Muslim University
2	Assam University
3	Babasaheb Bhimrao Ambedkar University
4	Banaras Hindu University
5	Central University of Andhra Pradesh
6	Central University of South Bihar
7	Central University of Gujarat
8	Central University of Haryana
9	Central University of Himachal Pradesh
10	Central University of Jammu
11	Central University of Jharkhand
12	Central University of Karnataka
13	Central University of Kashmir
14	Central University of Kerala
15	Central University of Odisha
16	Central University of Punjab
17	Central University of Rajasthan
18	Central University of Tamil Nadu
19	Dr. Harisingh Gaur Vishwa Vidyalaya
20	Guru Ghasidas Vishwavidyalaya
21	Hemvati Nandan Bahuguna Garhwal University
22	Indira Gandhi National Tribal University
23	Jamia Millia Islamia
24	Jawaharlal Nehru University
25	Mahatma Gandhi Antarrashtriya Hindi Vishwavidyalaya
26	Manipur University
27	Maulana Azad National Urdu University
28	Mizoram University
29	Nagaland University
30	North Eastern Hill University
31	Pondicherry University
32	Rajiv Gandhi University
33	Sikkim University
34	Tezpur University
35	The English and Foreign Languages University
36	Tripura University

S. No.	Name of Central Universities
37	University of Allahabad
38	University of Delhi
39	University of Hyderabad
40	Visva Bharati University
41	Mahatma Gandhi Central University
42	Central Sanskrit University, Delhi
43	Shri Lal Bahadur Shastri National Sanskrit University
44	National Sanskrit University

Note:

- **Apart from the Central Universities, there are other participating Universities also which include State Government Universities, Autonomous Institutions, Private Universities, Deemed Universities etc. Their details are available at the CUET (UG) portal.**
- *The list of participating universities is dynamic. Candidates are advised to regularly visit NTA website(s) www.nta.ac.in, <https://exams.nta.ac.in/CUET-UG/> for the latest updates regarding the examination and participating universities.*
- **Details of Programmes / Courses** offered by Universities along with their **Eligibility Criteria** are available on the **respective University** website.
- **Candidates are advised to keep visiting the NTA and University website to which they are applying, for the latest updates/public notices/notifications/ announcements to be issued from time to time regarding the CUET (UG) – 2024.**
- CUET (UG) - 2024 is meant for admission to UG courses offered by Central Universities and other specified participating Institutions for the academic year 2024-25.

Appendix – II

List of Languages/ Subjects /General Test offered under CUET(UG) - 2024

Subject	Code	Name
<p>There are 33 languages and 27 subjects. A candidate may choose any subject/language as desired by the applicable University/ Organization.</p>	101	English
	102	Hindi
	103	Assamese
	104	Bengali
	105	Gujarati
	106	Kannada
	107	Malayalam
	108	Marathi
	109	Odia
	110	Punjabi
	111	Tamil
	112	Telugu
	113	Urdu
	201	Arabic
	202	Bodo
	203	Chinese
	204	Dogri
	205	French
	206	German
	207	Italian
	208	Japanese
	209	Kashmiri
	210	Konkani
	211	Maithili
	212	Manipuri
	213	Nepali
	214	Persian
	215	Russian
	216	Santhali
	217	Sindhi
	218	Spanish
	219	Tibetan
	220	Sanskrit
	301	Accountancy/Book Keeping
	302	Agriculture
	303	Anthropology
	304	Biology/Biological Studies/Biotechnology/Biochemistry
305	Business Studies	
306	Chemistry	
307	Environmental Studies	

Subject	Code	Name
	308	Computer Science/Informatics Practices
	309	Economics/Business Economics
	310	Engineering Graphics
	311	Entrepreneurship
	312	Fine Arts/Visual Arts(Sculpture/Painting)/ Commercial Art
	313	Geography/ Geology
	314	History
	315	Home Science
	316	Knowledge Tradition-Practices India
	317	Legal Studies
	318	Mass Media/Mass Communication
	319	Mathematics / Applied Mathematics
	320	Performing Arts
	321	Physical Education/National Cadet Corps(NCC)/ Yoga
	322	Physics
	323	Political Science
	324	Psychology
	325	Sanskrit
	326	Sociology
	327	Teaching Aptitude
General Test	501	For Vocational/Open Eligibility/Cross Stream/Any other as applicable

Note :

For the three Central Universities of Sanskrit, the candidate studying any of the subjects in the field of Shastric traditional subjects i.e. Sahitya, Vyakarana, Phalitha Jyotisha, Siddhanta Jyotisha, Nyaya, Advaita Vedanta, Visistadvaita Vedanta, Dvaita Vedanta, Sankhya Yoga, Agama, Mimamsa, Puranetihasa, Dharanasastra, Rigvedabhashyam, Krishna Yajurveda Bhashyam, Shukla Yajurveda Bhashyam, Samaveda Bhashyam, Atharva Veda Bhashyam, Vastu, may select Sanskrit (220) and/or Sanskrit (325) in the online Application Form of CUET (UG) – 2024. Also, candidates are advised to select the subjects as per the mapping of Universities.

Important Points to Note:

- I. Candidates who will be appearing in CUET (UG) - 2024 may participate in the Counselling/admission process of any University / Institution / Organization even though they have not applied for that University / Institution / Organization in the Online Application Form of CUET (UG) – 2024. However, the candidates must fulfill the eligibility criteria of the Course of the University / Institution / Organization to which they are seeking admission.
- II. Also, the University / Institution / Organization may admit any candidate who has appeared for CUET (UG) - 2024 irrespective of the fact that the candidate has chosen that University / Institution / Organization in the online Application Form of CUET (UG) – 2024. Moreover, the candidate must fulfill the eligibility criteria for the Course where the admission is being taken.

Appendix - III

List of Examination Cities for CUET (UG) - 2024

CUET (UG) - 2024 will be conducted in the following Cities, provided there are sufficient numbers of candidates in the City:

S. No.	State/Country	City
1	Andaman and Nicobar Island	Port Blair
2	Andhra Pradesh	Amalapuram
3	Andhra Pradesh	Anantapur
4	Andhra Pradesh	Bobbili
5	Andhra Pradesh	Chirala
6	Andhra Pradesh	Chittoor
7	Andhra Pradesh	Eluru
8	Andhra Pradesh	Gooty
9	Andhra Pradesh	Gudlalleru
10	Andhra Pradesh	Guntur
11	Andhra Pradesh	Kadapa
12	Andhra Pradesh	Kakinada
13	Andhra Pradesh	Kurnool
14	Andhra Pradesh	Madanapalle
15	Andhra Pradesh	Markapur
16	Andhra Pradesh	Nandyal
17	Andhra Pradesh	Nellore
18	Andhra Pradesh	Ongole
19	Andhra Pradesh	Papum Pare
20	Andhra Pradesh	Proddatur
21	Andhra Pradesh	Puttaparthi
22	Andhra Pradesh	Puttur AP
23	Andhra Pradesh	Rajahmundry
24	Andhra Pradesh	Srikakulam
25	Andhra Pradesh	Tadpatri
26	Andhra Pradesh	Tirupathi
27	Andhra Pradesh	Tiruvuru
28	Andhra Pradesh	Vijayawada
29	Andhra Pradesh	Visakhapatnam
30	Andhra Pradesh	Vizianagaram
31	Arunachal Pradesh	Itanagar/Naharlagun
32	Arunachal Pradesh	Namsai
33	Assam	Dibrugarh
34	Assam	Guwahati
35	Assam	Jorhat
36	Assam	Lakhimpur AS
37	Assam	Silchar (Assam)

S. No.	State/Country	City
38	Assam	Tezpur
39	Assam	Barpeta
40	Assam	Darrang (Mangaldoi)
41	Bihar	Arrah
42	Bihar	Aurangabad(Bihar)
43	Bihar	Bhagalpur
44	Bihar	Darbhanga
45	Bihar	Gaya
46	Bihar	Muzaffarpur
47	Bihar	Patna
48	Bihar	Purnea
49	Bihar	Rohtas
50	Bihar	Samastipur
51	Bihar	Begusarai
52	Bihar	Gopalganj
53	Bihar	Siwan
54	Chhattisgarh	Bhilai Nagar/Durg
55	Chhattisgarh	Bilaspur(Chhattisgarh)
56	Chhattisgarh	Raipur
57	Chhattisgarh	Jagdalpur
58	Chhattisgarh	Ambikapur
59	Chhattisgarh	Dantewada
60	Chhattisgarh	Korba
61	Chhattisgarh	Raigarh
62	Dadra and Nagar Haveli	Silvassa
63	Daman & Diu (UT)	Diu
64	Daman & Diu (UT)	Daman
65	Delhi/New Delhi	Delhi/New Delhi
66	Goa	Panaji
67	Gujarat	Ahmedabad
68	Gujarat	Gandhinagar
69	Gujarat	Anand
70	Gujarat	Himatnagar
71	Gujarat	Jamnagar
72	Gujarat	Mehsana
73	Gujarat	Rajkot
74	Gujarat	Surat
75	Gujarat	Vadodara
76	Gujarat	Valsad/Vapi
77	Gujarat	Bharuch
78	Gujarat	Bhavnagar
79	Gujarat	Godhra

S. No.	State/Country	City
80	Gujarat	Patan
81	Gujarat	Gandhidham
82	Gujarat	Bhuj
83	Haryana	Faridabad
84	Haryana	Ambala
85	Haryana	Hisar
86	Haryana	Kurukshetra
87	Haryana	Gurugram
88	Haryana	Karnal
89	Himachal Pradesh	Bilaspur (Himachal Pradesh)
90	Himachal Pradesh	Hamirpur (Himachal Pradesh)
91	Himachal Pradesh	Kangra
92	Himachal Pradesh	Kullu
93	Himachal Pradesh	Mandi
94	Himachal Pradesh	Shimla
95	Himachal Pradesh	Solan
96	Himachal Pradesh	Una
97	Jammu & Kashmir	Kathua
98	Jammu & Kashmir	Kupwara
99	Jammu and Kashmir	Anantnag
100	Jammu and Kashmir	Baramulla
101	Jammu and Kashmir	Budgam
102	Jammu and Kashmir	Jammu
103	Jammu and Kashmir	Pulwama
104	Jammu and Kashmir	Samba
105	Jammu and Kashmir	Srinagar (J & K)
106	Jharkhand	Bokaro
107	Jharkhand	Dhanbad
108	Jharkhand	Hazaribagh
109	Jharkhand	Jamshedpur
110	Jharkhand	Ranchi
111	Jharkhand	Chaibasa
112	Jharkhand	Deoghar (JH)
113	Jharkhand	Dumka
114	Jharkhand	Giridih
115	Karnataka	Bagalkot
116	Karnataka	Ballari
117	Karnataka	Belagavi(Belgaum)
118	Karnataka	Bengaluru
119	Karnataka	Bengaluru- Urban
120	Karnataka	Chikaballapur
121	Karnataka	Chikmagalur

S. No.	State/Country	City
122	Karnataka	Davangere
123	Karnataka	Dharwad
124	Karnataka	Gulbarga/Kalaburgi
125	Karnataka	Hassan
126	Karnataka	Hubli
127	Karnataka	Kolar
128	Karnataka	Mandya
129	Karnataka	Mangaluru(Mangalore)
130	Karnataka	Mysuru(Mysore)
131	Karnataka	Shivamoga(Shimoga)
132	Karnataka	Tumakuru
133	Karnataka	Udupi/Manipal
134	Karnataka	Bidar
135	Karnataka	Vijayapura
136	Kerala	Alappuzha/Chengannur
137	Kerala	Ernakulam/Moovattupuzha
138	Kerala	Angamaly
139	Kerala	Idukki
140	Kerala	Kannur
141	Kerala	Kasaragod
142	Kerala	Kollam
143	Kerala	Kottayam
144	Kerala	Kozhikode/Calicut
145	Kerala	Malappuram
146	Kerala	Palakkad
147	Kerala	Pathanamthitta
148	Kerala	Thiruvananthapuram
149	Kerala	Thrissur
150	Kerala	Wayanad
151	Ladakh	Kargil
152	Ladakh	Leh
153	Lakshadweep	Kavaratti
154	Madhya Pradesh	Balaghat
155	Madhya Pradesh	Bhopal
156	Madhya Pradesh	Gwalior
157	Madhya Pradesh	Indore
158	Madhya Pradesh	Jabalpur
159	Madhya Pradesh	Khandwa
160	Madhya Pradesh	Sagar
161	Madhya Pradesh	Satna
162	Madhya Pradesh	Ujjain
163	Madhya Pradesh	Betul

S. No.	State/Country	City
164	Madhya Pradesh	Chhindwara
165	Madhya Pradesh	Datia
166	Madhya Pradesh	Dewas
167	Madhya Pradesh	Khargone (West Nimar)
168	Madhya Pradesh	Mandsaur
169	Madhya Pradesh	Neemuch
170	Madhya Pradesh	Vidisha
171	Maharashtra	Ahmednagar
172	Maharashtra	Akola
173	Maharashtra	Amravati
174	Maharashtra	Aurangabad (Maharashtra)
175	Maharashtra	Beed
176	Maharashtra	Bhandara
177	Maharashtra	Buldhana
178	Maharashtra	Chandrapur
179	Maharashtra	Dhule
180	Maharashtra	Gondia
181	Maharashtra	Jalgaon
182	Maharashtra	Kolhapur
183	Maharashtra	Latur
184	Maharashtra	Mumbai/Navi Mumbai
185	Maharashtra	Nagpur
186	Maharashtra	Nanded
187	Maharashtra	Nandurbar
188	Maharashtra	Nashik
189	Maharashtra	Parbhani
190	Maharashtra	Pune
191	Maharashtra	Raigad
192	Maharashtra	Ratnagiri
193	Maharashtra	Sangli
194	Maharashtra	Satara
195	Maharashtra	Sindhudurg
196	Maharashtra	Solapur
197	Maharashtra	Thane
198	Maharashtra	Wardha
199	Maharashtra	Yavatmal
200	Maharashtra	Gadchiroli
201	Maharashtra	Navi Mumbai
202	Manipur	Imphal
203	Meghalaya	Shillong
204	Meghalaya	Tura
205	Meghalaya	Jowai

S. No.	State/Country	City
206	Mizoram	Aizawl
207	Nagaland	Dimapur
208	Nagaland	Kohima
209	Odisha	Angul
210	Odisha	Balangir
211	Odisha	Balasore (Baleswar)
212	Odisha	Baragarh
213	Odisha	Baripada/Mayurbanj
214	Odisha	Berhampur / Ganjam
215	Odisha	Bhadrak
216	Odisha	Bhawanipatna
217	Odisha	Bhubaneswar
218	Odisha	Cuttack
219	Odisha	Dhenkanal
220	Odisha	Jagatsinghpur
221	Odisha	Jajpur
222	Odisha	Jeypore (Odisha)
223	Odisha	Jharsuguda
224	Odisha	Kendrapara
225	Odisha	Nuapada
226	Odisha	Paralakhemundi (Gajapati)
227	Odisha	Phulbani (Kandhamal)
228	Odisha	Puri
229	Odisha	Rayagada
230	Odisha	Rourkela
231	Odisha	Sambalpur
232	Puducherry	Puducherry
233	Punjab	Amritsar
234	Punjab	Bhatinda
235	Punjab	Chandigarh
236	Punjab	Jalandhar
237	Punjab	Ludhiana
238	Punjab	Moga
239	Punjab	Pathankot
240	Punjab	Patiala/Fatehgarh Sahib
241	Punjab	Sahibzada Ajit Singh Nagar
242	Rajasthan	Ajmer
243	Rajasthan	Alwar
244	Rajasthan	Bhilwara
245	Rajasthan	Bikaner
246	Rajasthan	Dausa
247	Rajasthan	Hanumangarh

S. No.	State/Country	City
248	Rajasthan	Jaipur
249	Rajasthan	Jodhpur
250	Rajasthan	Kota
251	Rajasthan	Sikar
252	Rajasthan	Sriganganagar
253	Rajasthan	Udaipur
254	Rajasthan	Chittorgarh
255	Rajasthan	Churu
256	Rajasthan	Jaisalmer
257	Sikkim	Gangtok
258	Tamil Nadu	Chennai
259	Tamil Nadu	Coimbatore
260	Tamil Nadu	Cuddalore
261	Tamil Nadu	Coonoor
262	Tamil Nadu	Dharmapuri
263	Tamil Nadu	Dindigul
264	Tamil Nadu	Erode
265	Tamil Nadu	Kanchipuram
266	Tamil Nadu	Kanyakumari/Nagercoil
267	Tamil Nadu	Karur
268	Tamil Nadu	Krishnagiri
269	Tamil Nadu	Kallakurichi
270	Tamil Nadu	Madurai
271	Tamil Nadu	Nagapattinam
272	Tamil Nadu	Namakkal
273	Tamil Nadu	Pudukkottai
274	Tamil Nadu	Ramanathapuram
275	Tamil Nadu	Salem
276	Tamil Nadu	Sivaganga
277	Tamil Nadu	Thanjavur
278	Tamil Nadu	Thoothukudi
279	Tamil Nadu	Tiruchirappalli
280	Tamil Nadu	Tirunelveli
281	Tamil Nadu	Tiruppur
282	Tamil Nadu	Tiruvannamalai
283	Tamil Nadu	Vellore
284	Tamil Nadu	Viluppuram
285	Tamil Nadu	Virudhunagar
286	Telangana	Hyderabad/Secunderabad
287	Telangana	Karimnagar
288	Telangana	Khammam
289	Telangana	Kothagudem

S. No.	State/Country	City
290	Telangana	Mahbubnagar
291	Telangana	Nalgonda
292	Telangana	Nizamabad
293	Telangana	Siddipet
294	Telangana	Suryapet
295	Telangana	Warangal
296	Telangana	Gadwal
297	Telangana	Hayathnagar
298	Tripura	Agartala
299	Uttar Pradesh	Ghaziabad
300	Uttar Pradesh	Meerut
301	Uttar Pradesh	Noida/Greater Noida
302	Uttar Pradesh	Agra
303	Uttar Pradesh	Aligarh
304	Uttar Pradesh	Allahabad/Prayagraj
305	Uttar Pradesh	Ambedkar Nagar
306	Uttar Pradesh	Azamgarh
307	Uttar Pradesh	Ballia
308	Uttar Pradesh	Bareilly
309	Uttar Pradesh	Bijnor
310	Uttar Pradesh	Bulandshahr
311	Uttar Pradesh	Basti
312	Uttar Pradesh	Chandauli
313	Uttar Pradesh	Faizabad
314	Uttar Pradesh	Firozabad
315	Uttar Pradesh	Ghazipur
316	Uttar Pradesh	Gorakhpur
317	Uttar Pradesh	Jhansi
318	Uttar Pradesh	Kanpur
319	Uttar Pradesh	Lucknow
320	Uttar Pradesh	Mathura
321	Uttar Pradesh	Mau
322	Uttar Pradesh	Moradabad
323	Uttar Pradesh	Muzaffarnagar
324	Uttar Pradesh	Rampur
325	Uttar Pradesh	Saharanpur
326	Uttar Pradesh	Sitapur
327	Uttar Pradesh	Sultanpur
328	Uttar Pradesh	Varanasi
329	Uttar Pradesh	Pratapgarh
330	Uttarakhand	Almora
331	Uttarakhand	Dehradun

S. No.	State/Country	City
332	Uttarakhand	Haldwani
333	Uttarakhand	Pauri Garhwal
334	Uttarakhand	Roorkee
335	Uttarakhand	Srinagar (UK)
336	Uttarakhand	Chamoli
337	Uttarakhand	Haridwar
338	Uttarakhand	Nainital
339	Uttarakhand	New Tehri
340	Uttarakhand	Udham Singh Nagar
341	Uttarakhand	Uttarkashi
342	West Bengal	Asansol
343	West Bengal	Bankura
344	West Bengal	Burdwan(Bardhaman)
345	West Bengal	Durgapur
346	West Bengal	Hooghly
347	West Bengal	Howrah
348	West Bengal	Kalyani
349	West Bengal	Kolkata
350	West Bengal	Siliguri
351	West Bengal	Suri
352	West Bengal	Jalpaiguri
353	West Bengal	South 24 Parganas
354	West Bengal	North 24 Parganas
355	Bahrain	Manama
356	Sri Lanka	Colombo
357	Qatar	Doha
358	UAE	Dubai
359	Nepal	Kathmandu
360	Oman	Muscat
361	Saudi Arabia	Riyadh
362	UAE	Sharjah
363	Singapore	Singapore
364	Kuwait	Kuwait City
365	Malaysia	Kuala Lumpur
366	Nigeria	Lagos/Abuja
367	Indonesia	Jakarta
368	Australia	Canberra
369	Austria	Vienna
370	Brazil	Brasilia
371	Canada	Ottawa
372	Hong Kong	Hong Kong
373	Mauritius	Port Luis
374	Russia	Moscow
375	South Africa	Cape Town
376	Thailand	Bangkok
377	USA	Washington D.C.
378	Vietnam	Hanoi
379	Norway	Oslo
380	UAE	Abu Dhabi

Note:

- i. The candidate can provide up to a maximum of 04 cities as options. The decision to run a CBT / Pen & Paper examination in those cities will lie with the NTA and will be dependent on multiple factors.**
- ii. Though every effort will be made to allot a Centre in one of the cities selected by the candidate, the NTA reserves the right to allot a city to the candidate which may, in extreme circumstances fall out of the options opted by the candidates due to administrative reasons.**

Appendix –IV

Procedure for Online Payment of Fees and Helpline for Payment-Related Queries

After completing Step 2 of the **Online** Application Form, the candidate may remit the examination fee (**Step 3**) in the following manner:

- Check the validity of the Debit/ Credit Card and keep it ready with you while logging on to the website for submitting the Application Form. The candidates should enter the information asked for and make payment through a Debit/ Credit Card.
- Through Net Banking, check the balance in your account and keep all credentials ready with you while logging on to the website to make payments. The candidates should log in with his/her credentials of net banking and make payments accordingly.
- For payment through a UPI Service, check whether there is a requisite balance in the Bank Account / Wallet to which the concerned UPI is linked.

The prescribed Examination Fee (please see the Information at a Glance) can be paid through any Bank/Payment Gateway in any Payment Mode [service/processing charges per transaction and GST (if applicable) are to be borne by the candidate:

HDFC Bank Ltd

S. No	Mode of Payment	HDFC BANK		
1	Net Banking	HDFC	NIL Charge	
		Other Banks	NIL Charge	
2	Debit Cards	HDFC or Other Banks	Transaction up to ₹ 2000/-	0 %
			Transaction above ₹ 2000/-	0 %
3	Credit Cards	Domestic	Nil Charge	
		International	Nil Charge	
4	Unified Payment Interface (UPI)	Nil Charge		

If Paying through HDFC Bank:

Level	Name	Email ID	Contact Number
1	Ecom Support	Ecomsupport.delhi@hdfcbank.com	
2.	Pradeep Yadav	Pradeep.yadav10@hdfcbank.com	9625622301
3	Vikram Singh	Vikram.singh4@hdfcbank.com	9799810080

SBI

S. No	Mode of Payment	STATE BANK OF INDIA	
1	Net Banking	SBI	₹ 5.00 + GST
		Other Banks	
2	Debit Cards	Nil	
3	Credit Cards	Domestic	0.80% + GST
		International	3.50% of Fee+ GST (Minimum Rs 11/-)

4	Unified Payment Interface (UPI)	NIL Charge
---	--	------------

If Paying through State Bank of India (SBI):

Level	Name	Email ID	Contact Number
1	Helpdesk3	sbi.05222@sbi.co.in	08026599990
2	Customer Care	agmcustomer.lhodel@sbi.co.in	1800112211
4	Through SMS	UNHAPPY (add text)	8008202020

CANARA BANK

Sr. No	Mode of Payment	CANARA BANK	
1	Net Banking	Other Banks (Including Canara Bank)	₹ 13 + GST
		HDFC, ICICI, SBI, AXIS	₹ 17 + GST
2	Debit Cards	Visa/Master	Transaction up to ₹ 2000/- 0.40% + GST
			Transaction above ₹ 2000/- 0.85% + GST
		Rupay	NIL Charge
3	Credit Cards	Domestic	1.10% + GST
4	Unified Payment Interface (UPI)	NIL Charge	

If paying through Canara Bank:

Level	Name	Email ID
1	HelpDesk	pgsupport@billdesk.com ; dssrosdel@canarabank.com ; tmcode@canarabank.com ; cb0268@canarabank.com ;
2	Complaint Management Services	pgsupport@billdesk.com dssrosdel@canarabank.com ; tmcode@canarabank.com ; cb0268@canarabank.com
3	Customer Care	pgsupport@billdesk.com dssrosdel@canarabank.com ; tmcode@canarabank.com ; cb0268@canarabank.com
4	ThroughSMS	---

ICICI BANK

S.No	Mode of Payment	ICICI BANK	
1	Net Banking	ICICI	NIL Charge
		Other Banks	4.00 + GST
2	Debit Cards	ICICI or Other Banks	Transaction upto Rs 2000/- 0 %
			Transaction above Rs 2000/- 0.5 % + GST
3	Credit Cards	Domestic	0.40%of Transaction value
		International	2.35%of Transaction value
4	Unified Payment Interface	ICICI or other banks	Transaction upto

	(UPI)		Rs 2000/-	0 %
			Transaction above Rs 2000/-	0 % + GST

If Paying through ICICI Bank:

Level	Name	Email ID	Contact Number
1	Customer support Helpline number (9AM to 6PM)	pgsupport.ind@worldline.com	1800222884 (Pls select option 3)

Note: In case, the fee payment status is not ‘OK’, or the Confirmation Page of the Online Application is not generated after fee payment (completion of Step 3) the candidate is advised to contact the helpline number/email of the concerned Bank/Payment Gateway Integrator, as mentioned below:-

(a) NTA Helpdesk Contact details (in case the payment-related issues are not resolved through the above-mentioned Helplines of the concerned Bank/Payment Gateway Integrator):

Email: cu-et-ug@nta.ac.in
Phone No.: 011-40759000

Procedure to raise payment-related Grievance:

After (successful completion of Step 3, the Confirmation Page of the Application Form, should be downloaded and a printout of the same may be retained for future reference. The Confirmation Page of the online Application Form could be generated **only after successful payment by the Candidate.**

In case the Confirmation Page is not generated after payment of the prescribed fee, then the candidate should approach the concerned Bank/Payment Gateway integrator (in the helpline number and email given above in the Information Bulletin), to ensure the successful payment.

In spite of the above, if a successful transaction is not reflected on the Portal, the candidate may contact the NTA Helpline. If the payment issue is still not resolved, the candidate may pay a second time.

However, any duplicate payment received from the candidate by NTA in the course of said transactions will be refunded through the same payment mode through which the duplicate payment is received, after fee reconciliation by NTA

Information to be provided by the Candidate while raising any payment-related query/grievance through QRS/email/Helplines: -

- Name of the Bank and /or Payment Gateway.
- Date and time of the transaction
- Transaction Number
- Bank Reference Number
- Proof of transaction
- Screenshot from the payment portal (in case of payment failure).

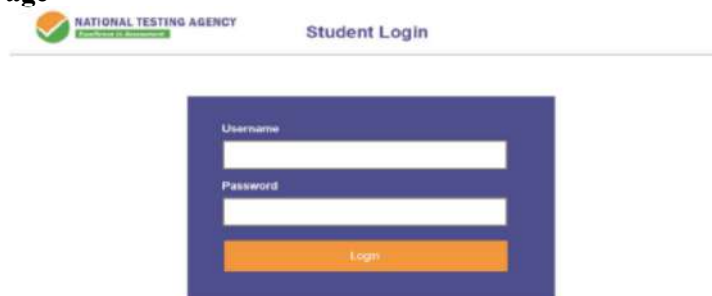
Appendix-V**Computer Based Test (CBT) Guidelines**

The major examinations being conducted by NTA are Computer-Based Tests (CBT). A CBT requires candidates to sit in front of a computer terminal (node) allocated to them against their Roll number and Admit card. After logging the candidate will get detailed instructions for the examinations. At the designated time of the start of the examination, the candidates will be able to proceed and see the questions on the computer screen using the computer mouse. Candidates will have the option to change/modify/edit/answers already entered at any time during the examination.

Procedure for appearing in Computer Based Test (CBT):

(Sample/mock test will be available on the NTA website: www.nta.ac.in for hands-on practice)

- (a) A computer terminal (node) indicating the Roll Number will be allocated to each candidate. Candidates should find and sit on their allocated computers only. Any candidate found to have changed room/hall or the computer on their own other than the one allotted would lead to cancellation of candidature and no plea in this regard would be entertained.
- (b) For login, the candidate will have to enter a **login ID and password**. The computer terminal allotted to the candidate will display the WELCOME login screen, the Candidate's photograph, and the subject opted by the candidate.

Candidate Login Page


The screenshot shows the 'Student Login' page of the National Testing Agency. It features a blue header with the NTA logo and the text 'Student Login'. Below the header is a white login form with a blue border. The form has two input fields: 'Username' and 'Password', and a blue 'Login' button at the bottom.

Candidate Welcome Screen


- (c) After login, the candidate shall be able to see the detailed instructions for the examination. Candidates are advised to go through the instructions carefully regarding the type of questions and marking scheme. At the designated time of the start of the examination, the candidates will be able to proceed and see the questions on the computer screen.


Please read the instructions carefully


General Instructions:

1. The clock will be set on the server. The countdown timer in the top right corner of the screen will display the remaining time available for you to complete the examination. When the timer reaches zero, the examination will end by itself. You will not be required to end or submit your examination.
2. The Question Palette displayed on the right side of the screen will show the status of each question using one of the following symbols:



 You have not visited the question yet.

 You have not answered the question.

 You have answered the question.

 You have NOT answered the question, but have marked the question for review.

 The question(s) "Answered and Marked for Review" will be considered for evaluation.

4. The 'Marked for Review' status for a question simply indicates that you would like to look at that question again.
5. You can click on the ">" arrow which appears to the left of the question palette to collapse the question palette thereby maximizing the question window. To view the question palette again, you can click on "<" which appears on the right side of the question window.
6. You can click on your "Profile" image on the top right corner of your screen to change the language during the exam for the entire question paper. On clicking on the Profile image, you will get a drop-down to change the question content to the desired language.
7. You can click on  to navigate to the bottom and  to navigate to the top of the question area, without scrolling.

Navigating to a Question:

8. To answer a question, do the following:
 - a. Click on the question number in the Question Palette at the right of your screen to go to that question directly. Note that using this option does NOT save your answer to the current question.
 - b. Click on **Save & Next** to save your answer for the current question and then go to the next question.
 - c. Click on **Mark for Review & Next** to save your answer for the current question, mark it for review, and then go to the next question.

Answering a Question :

9. Procedure for answering a Multiple Choice Type question:
 - a. To select your answer, click on the button of one of the options.
 - b. To deselect your chosen answer, click on the button of the chosen option again or click on the **Clear Response** button.
 - c. To change your chosen answer, click on the button of another option.
 - d. To save your answer, you must click on the Save & Next button
 - e. To mark the question for review, click on the '**Mark for Review & Next**' button.

10. To change your answer to a question that has already been answered, first select that question for answering and then follow the procedure for answering that type of question.

Navigating through sections:

11. Sections in this question paper are displayed on the top bar of the screen. Questions in a section can be viewed by clicking on the Section name. The section you are currently viewing is highlighted.
12. After clicking the **Save and Next** button on the last question for a Section, you will automatically be taken to the first question of the next section.
13. You can shuffle between sections and questions anytime during the examination as per your convenience only during the time stipulated.
14. The candidate can view the corresponding section summary as part of the legend that appears in every section above the question palette.

Instruction for Question:

15. For the correctness of the translation for a particular language, only the **English version** will be considered as the final version for evaluation purposes.

The keyboard attached to the computer, if any, will be disabled during the entire duration of the examination. Depending on the type of question, the answers to questions can either be entered by clicking on the virtual on-screen keyboard (numeric or otherwise) using the computer mouse or by clicking the chosen option(s) using the computer mouse. Candidates will have the option to change/modify answers already entered at any time during the entire duration of the examination.

In case the computer/mouse allotted to any candidate malfunctions during the test, he/she will be immediately allotted another computer system and the time lost due to this will be adjusted in the server so as to give the candidate the full allotted time.

The on-screen computer clock counter of every candidate will be set on the server. The countdown timer on the top right side of the computer screen will display the time remaining (in minutes) available for the candidate to complete the examination. When the timer reaches zero, the examination will end by itself. The candidates will not be required to end or submit the examination.


The Question Palette displayed on the screen will show the status of each question using one of the following symbols:



The question(s) “Answered and Marked for Review” status for a question indicates that the candidates would like to have a relook at that question again. A candidate has the option of answering a question and simultaneously “Marked for Review”, these answers will be considered for evaluation. However, if a candidate has simply put “Marked for Review” for a question without answering it, the corresponding question marked for review without an answer will not be considered for evaluation. It may be noted that a candidate can return to any “Marked for Review” question at any time during the examination by clicking on the corresponding question number icon displayed on the Question Palette of the corresponding section.

- (d) The candidates can click on the “>” arrow which appears to the left of the question palette to collapse the question palette thereby maximizing the question viewing window. To view the question palette again, the candidate can click on “<” which appears on the right side of the question window.
- (e) Candidates can click to navigate to the bottom and to navigate to the top of the question area, without scrolling. Using the computer mouse the candidate can scroll up and down the question viewing area for viewing the entire question.
- (f) The full paper can be viewed by clicking the “Question Paper” icon on the top right corner of the screen.
- (g) Blank Sheets for doing Rough Work/calculations shall be provided to the candidates. The blank sheets would have a Header page for the candidates to write down his/her Name and Roll Number. All calculations/writing work is to be done only in the Blank Sheets provided at the Centre in the Examination Room/Hall and on completion of the test candidates must hand over the rough sheets to the invigilator on duty in the Room/Hall.
- (h) **Navigating to a Question To navigate between questions within a Paper, the candidate needs to do the following:**
 - (a) Click on the question number in the Question Palette at the right of the screen to go to that numbered question directly. Note that using this option does NOT save the answer to the currently displayed question.
 - (b) Click on “Save and Next” to save the answer to any question. Clicking on “Save and Next” will save the answer for the current question and the next question will be displayed on the candidate’s computer screen.

- (c) Click on “Mark for Review and Next” to mark a question for review (without answering it) and proceed to the next question.



(i) Answering a Question

To navigate between questions within a Paper, the candidate needs to do the following:

Procedure for answering a Multiple-Choice type question:

- To select the option(s), click on the corresponding button(s) of the option(s).
- To deselect the chosen answer, click on the button of the chosen option again or click on the “Clear Response” button.
- To save the answer, the candidate MUST click on the “Save and Next” button.
- To mark the question for review (without answering it), click on the “Mark for Review and Next” button.

(j) Navigating through sections:

- Sections in the question paper are displayed on the top bar of the screen. Questions in a section can be viewed by clicking on the section name. The section in which the candidate is currently viewing will be highlighted.
- After clicking the “Save and Next” button on the last question for a section, the candidate will automatically be taken to the first question of the next section.
- Candidates can shuffle between sections and questions within sections anytime during the examination as per convenience only during the time stipulated.
- The candidate can view the corresponding section summary as part of the legend that appears in every section above the question palette.

(k) Procedure for answering questions that require inputs from the on-screen virtual keyboard (numeric or otherwise):

- The candidate will have to use the on-screen virtual keyboard (that would be displayed just below the question statement of these types of questions) and the attached computer mouse to enter his/her answer in the space provided for the answer.

On-Screen Virtual Keyboard



- (b) The answer can be changed, if required, anytime during the test. To save the answer, the candidate MUST click on the “Save and Next” button.
- (c) To mark the question for review (without answering it), click on the “Mark for Review and Next” button.

The candidates will have the option to change previously saved answers to any question, anytime during the entire duration of the test. To change the answer to a question that has already been answered, first select the corresponding question from the Question Palette, then click on “Clear Response” to clear the previously entered answer and subsequently follow the procedure for answering that type of question.

(I) ROUGH WORK:

All calculations/writing work is to be done only in the rough sheet provided at the Centre in the Examination Room/Hall and on completion of the test candidates must hand over the rough sheets to the invigilator on duty in the Room/Hall.

Appendix - VI

Procedure to be adopted for compilation of NTA scores for multi-session Papers
(Normalization procedure based on Percentile and Equi percentile method)

Need for Normalisation

For several subjects, the CUET (UG)-2022 and CUET (UG) - 2023 were conducted in different shifts. Since the question papers for any subject in different shifts are different and it is quite possible that despite all the best possible efforts of maintaining equivalence among various question papers, the difficulty level of these question papers administered in different sessions may not be the same or similar. Some of the candidates might have ended up attempting a relatively tougher set of questions when compared to other sets. The candidates who attempted the comparatively tougher examination are likely to get lower marks as compared to those who attempted the easier one; the scores of the students across shifts are not directly comparable. There is a need for normalizing the marks across shifts to make them amenable to such comparisons.

A Committee headed by a Senior Professor from the Indian Statistical Institution Delhi and comprising of Senior Professors from the Indian Institute of Technology Delhi and the University of Delhi had detailed deliberations to arrive at the methodology.

As already intimated in the Information Bulletin of CUET (UG) – 2022 and CUET (UG) - 2023 the raw score of each candidate in each subject will be normalized using the Equi-percentile method. This is done separately for each subject for which the examination is held in multiple shifts.

For each subject for which the examination is held in multiple shifts, the raw score for each candidate appearing for the subject will be converted into NTA Score (Percentile Score & Normalized Score) in the following three steps.

Step 1: Convert Raw Scores into Percentile Scores.

The percentiles are calculated separately for each shift.

1. Record the number of candidates who have appeared in a shift. Denote this number by N .
2. Sort all the candidates in one shift in decreasing order of their marks.
3. Note the *raw marks* for each candidate. Suppose this is denoted by T . Count the number of candidates in that shift whose raw scores are less than *or equal to* T . Denote this number by m .
4. The percentile score for this candidate is then calculated as:

$$P = \frac{m}{N} * 100$$

Illustration:

Suppose that the examination in a certain subject is held in two different shifts, $S1$ and $S2$, say. Consider six candidates $A, B, C, D, E,$ and F out of which $A, B,$ and C are from shift $S1$ and the other three are from shift $S2$.

Let the raw marks of the six candidates be x_A, x_B, x_C (shift $S1$ marks) and y_D, y_E, y_F (shift $S2$ marks).

For candidates $A, B, \text{ and } C$, the percentiles are calculated using the total marks obtained by candidates appearing in shift $S1$ (in the same subject) as explained above.

Similarly, for candidates $D, E, \text{ and } F$, the percentiles are calculated using the total marks obtained by candidates appearing in shift $S2$ (in the same subject) as explained above.

Let the respective percentiles be denoted by $P_A, P_B, P_C, P_D, P_E, \text{ and } P_F$.

The above data is summarised in the following table. The terms in red colour indicate that these are the **output of this step**.

Shift S1			Shift S2		
Candidate	Raw score	Percentile	Candidate	Raw score	Percentile
A	x_A	P_A	D	y_D	P_D
B	x_B	P_B	E	y_E	P_E
C	x_C	P_C	F	y_F	P_F

Since the calculation for percentiles in any shift depends only on the data from that shift alone, there is a separate table for each shift.

Step 2: Pull the percentiles to the marks scale for each session to get a Normalised Score.

- The data across all sessions tabulated at the end of *step 1* is collated into a single table.
- The columns for the shift-wise raw score should be kept separate.
- All the records are then sorted in decreasing order of the percentiles.

Illustration (Continued):

In the illustrative example given above, suppose that the percentiles of the six candidates satisfy

$$P_E > P_A > P_C = P_F > P_B > P_D$$

Then the collated table would look as given below:

Candidate	Percentile	RawScoreS1	RawScoreS2
E	P_E	–	y_E
A	P_A	x_A	–
C&F	$P_C = P_F$	x_C	y_F
B	P_B	x_B	–
D	P_D	–	y_D

Candidate C from shift $S1$ and candidate F from shift $S2$ have the same percentile. The relevant entries under “Raw Score $S1$ ” and “Raw Score $S2$ ” are the actual raw scores x_C and y_F respectively. This has the obvious interpretation that marks x_C of shift $S1$ are equivalent to marks y_F of shift $S2$.

Candidates *A* and *B*, appearing in shift *S1*, have a blank entry in column “*Raw Score S2*”, as there is no corresponding candidate having exactly the same percentile from shift *S2*. Similarly, Candidates *D* and *E*, appearing in shift *S2*, have a blank entry in column “*Raw Score S1*”, as there is no corresponding candidate having exactly the same percentile from shift *S1*.

- In the remaining part of this *Step 2*, the blank entries in the two “*Raw Score*” columns are filled up using linear interpolation.
- Consider a record (row) whose entry in the column “*Raw Score S1*” is blank. The blank will be replaced by the interpolated score *X* which is calculated as:

$$X = x_1 + \frac{x_2 - x_1}{p_2 - p_1} (P - p_1)$$

Where:

- *P* is the corresponding entry in the “*Percentile*” column
- *x*₁ is the first *non-blank* entry BELOW *X*. i.e., *x*₁ < *X* and there is no other non-blank entry in the column between *x*₁ and *X*.
- *x*₂ is the first *non-blank* entry ABOVE *X*. i.e., *x*₂ > *X* and there is no other non-blank entry in the column between *x*₂ and *X*.
- *p*₁ is the entry in the “*Percentile*” column corresponding to *x*₁ from the column “*Raw Score S1*”.
- *p*₂ is the entry in the “*Percentile*” column corresponding to *x*₂ from the column “*Raw Score S1*”.

Note that there may be several blank entries between *x*₁ and *x*₂.

- All the blank entries in column “*Raw Score S1*” can now be replaced by the interpolated values.
- The blank entries in column “*Raw Score S2*” are also replaced using a similar procedure.

Illustration (Continued):

The table in the illustrative example would look like the following, where the entries in **red** indicate the additional output at the end of this step.

Candidate	Percentile	Raw Score S1	Raw Score S2
E	<i>P_E</i>	<i>X_E</i>	<i>y_E</i>
A	<i>P_A</i>	<i>x_A</i>	<i>Y_A</i>
C&F	<i>P_C=P_F</i>	<i>x_C</i>	<i>y_F</i>
B	<i>P_B</i>	<i>x_B</i>	<i>Y_B</i>
D	<i>P_D</i>	<i>X_D</i>	<i>y_D</i>

Step3: Calculation of the Normalised Score

Now for each subject, there is a score assigned to each percentile value for each session. The **Normalised score, Z**, corresponding to a percentile value *P*, is calculated as:

$$Z = \text{Average of } (u_A, u_B, u_C, \dots, \dots, \dots, u_t) = \frac{u_A + u_B + u_C + \dots + u_t}{t}$$

Where $u_A, u_B, \dots, \dots, \dots, u_t$ denote the raw scores corresponding to the percentile *P* in each of the different sessions

Illustration (Continued):

The **final** table in the *illustrative example* would be as follows:

Candidate	Percentile	Raw ScoreS1	Raw ScoreS2	Normalized Score
E	P_E	X_E	y_E	$(X_E + y_E)/2$
A	P_A	x_A	Y_A	$(x_A + Y_A)/2$
C&F	$P_C = P_F$	x_C	y_F	$(x_C + y_F)/2$
B	P_B	x_B	Y_B	$(x_B + Y_B)/2$
D	P_D	X_D	y_D	$(X_D + y_D)/2$

Step-by-Step Procedure for Converting from Raw Score to Normalized Score: -

Example: Suppose a test was held in 4 phases of examinees as per details given below: -

(Allocation of Days and shifts were done randomly)

Session	Day	Shift	No of Candidates			Raw Score	
			Absent	Appeared	Total	Highest	Lowest
Session-1	Day-1	Shift-1	3974	28012	31986	200	-40
Session-2	Day-1	Shift-2	6189	32541	38730	194	-36
Session-3	Day-2	Shift-1	6036	41326	47362	188	-36
Session-4	Day-2	Shift-2	9074	40603	49677	200	-40
Total (Session-1 to Session-4)			25273	142482	167755	200	-40

i. Highest Raw Score and Percentile Score: -

Session	Total Candidates Appeared	Highest Raw Score	Candidates who scored EQUAL OR LESS THAN Highest Raw Score	Percentile Score	Remarks
Session-1	28012	200	28012	100.0000000 [(28012/28012) * 100]	i.e., All the highest raw scores would be normalized to 100 Percentile Score for their respective session.
Session-2	32541	194	32541	100.0000000 [(32541/32541) * 100]	
Session-3	41326	188	41326	100.0000000 [(41326/41326) * 100]	
Session-4	40603	200	40603	100.0000000 [(40603/40603) * 100]	

ii. Lowest Score and Percentile Score: -

Session	Total Candidates Appeared	Lowest Raw Score	Candidates who scored EQUAL OR LESS THAN Highest Raw Score	Percentile Score	Remarks
Session-1	28012	-40	1	0.0035699 [(1/28012) * 100]	i.e., the Percentile Score of all the lowest raw scores are different i.e., Percentile Score depends on the total number of candidates who have taken the examination for their respective session.
Session-2	32541	-36	1	0.0030730 [(1/32541) * 100]	
Session-3	41326	-36	1	0.0024198 [(1/41326) * 100]	
Session-4	40603	-40	1	0.0024629 [(1/40603) * 100]	

Step1: Convert Raw Score into Percentile Score

The percentile score for this candidate is then calculated as:

$$\text{Percentile Score} = 100 \times \frac{\text{No. of Candidates appeared from the session with raw score EQUAL TO OR LESS than T Score}}{\text{Total No. of Candidates who appeared in the session}}$$

Candidate	Raw Score S1	Percentile Score
A20020720	200	100
A20411664	192	99.969144
A20018569	190	99.831255
A20339879	184	99.732901
A20074407	180	99.432054
A20751862	88	88.654575
A20922992	48	74.137715
A21004667	40	69.290405
A21141123	22	52.135343
A25465232	8	30.675846
A26545946	6	27.584445
A25656543	2	24.886459
A26625216	1	22.351432
A26174451	0	19.997686
A25463225	-1	15.23523
A26598636	-6	11.104361
A26596462	-40	0.053034

Candidate	Raw Score S2	Percentile Score
B20123935	194	100
B20012622	192	99.9990405
B20656224	100	96.9671093
B20410215	42	69.2904047
B20236444	26	67.7672549
B20128586	14	46.3751151
B20001667	4	27.0887703
B20042147	2	23.9100399
B20051256	0	12.225608
B20481968	-2	11.6211621
B20091701	-12	10.4982563
B20549576	-14	10.3947421
B20098269	-30	10.2430506
B20071356	-36	0.053034

Candidate	Raw Score S3	Percentile Score
C20150694	188	100
C20087997	186	99.969144
C20121991	184	99.831255
C20058572	180	99.732901
C20060310	172	99.432054
C20008597	56	78.338974
C20430859	36	69.00182
C20518247	20	52.135343
C20045510	14	38.091932
C20860609	9	30.675846
C20861476	5	27.584445
C20512680	3	24.886459
C20069270	2	22.351432
C20355550	0	12.188701
C20549576	-3	11.23523
C26598636	-22	0.0539983
C26596462	-36	0.053034

Candidate	Raw Score S4	Percentile Score
D20479616	200	100
D20040337	194	99.9990405
D20467385	98	88.6545749
D20398094	44	68.9660903
D20428934	40	49.5097099
D20032939	32	46.3751151
D20690279	30	27.0887703
D20840699	28	23.9100399
D20084751	26	20.8800276
D21237483	24	12.1887008
D21077463	1	11.5349248
D20348188	-2	11.0243302
D25463225	-40	0.053034

Step 2: Pull Back the percentiles to the scale of the marks for each session to get Normalized marks.

Candidate	Percentile Score	Raw Score S1	Raw Score S2	Raw Score S3	Raw Score S4
A20020720=B20123935=C20150694=D20479616	100	200	194	188	200
B20012622=D20040337	99.99904053	-	192	-	194
A20411664=C20087997	99.9691438	192	-	186	-
A20018569=C20121991	99.8312554	190	-	184	-
A20339879=C20058572	99.7329013	184	-	180	-
A20074407=C20060310	99.4320538	180	-	172	-
B20656224	96.9671093	-	100	-	-
A20751862=D20467385	88.6545749	88	-	-	98
C20008597	78.3389742	-	-	56	-
A20922992	74.1377149	48	-	-	-
A21004667=B20410215	69.2904047	40	42	-	-
C20430859	69.0018201	-	-	36	-
D20398094	68.9660903	-	-	-	44
B20236444	67.7672549	-	26	-	-
A21141123=C20518247	52.1353428	22	-	20	-
D20428934	49.50970986	-	-	-	40
B20128586=D20032939	46.37511514	-	14	-	32
C20045510	38.0919321	-	-	14	-
A25465232=C20860609	30.6758464	8	-	9	-
A26545946=C20861476	27.5844446	6	-	5	-
B20001667=D20690279	27.08877034	-	4	-	30
A25656543=C20512680	24.886459	2	-	3	-
B20042147=D20840699	23.91003991	-	2	-	28
A26625216=C20069270	22.3514324	1	-	2	-
D20084751	20.88002763	-	-	-	26
A26174451	19.9976858	0	-	-	-
A25463225	15.23523	-1	-	-	-
B20051256	12.225608	-	0	-	-
C20355550=D21237483	12.1887008	-	-	0	24
B20481968	11.62116211	-	-2	-	-
D21077463	11.53492478	-	-	-	1
C20549576	11.23523	-	-	-3	-
A26598636	11.1043613	-6	-	-	-
D20348188	11.0243302	-	-	-	-2
B20091701	10.49825625	-	-12	-	-
B20549576	10.39474209	-	-14	-	-
B20098269	10.2430506	-	-30	-	-
C26598636	0.0539983	-	-	-22	-
A26596462=B20071356=C26596462=D25463225	0.053034	40	-36	-36	-40

INFORMATION BULLETIN: COMMON UNIVERSITY ENTRANCE TEST (UG) – 2024

In the remaining part of Step 2, the blank entries in the Raw Score Columns are filled up.

Candidate	Percentile Score	Raw Score S1	Raw Score S2	Raw Score S3	Raw Score S4
A20020720=B20123935=C20150694=D20479616	100	200	194	188	200
B20012622=D20040337	99.9990405	199.7512409	192	187.93781	194
A20411664=C20087997	99.9691438	192	171.96504	186	171.96504
A20018569=C20121991	99.8312554	190	167.63275	184	167.63275
A20339879=C20058572	99.7329013	184	164.54257	180	164.54257
A20074407=C20060310	99.4320538	180	155.09028	172	155.09028
B20656224	96.9671093	158.958447	100	158.4442	101.91063
A20751862=D20467385	88.6545749	88	82.580043	112.72997	98
C20008597	78.3389742	56.7810489	60.96241	56	69.707196
A20922992	74.1377149	48	52.158146	47.207694	58.184318
A21004667=B20410215	69.2904047	40	42	36.629757	44.889504
C20430859	69.0018201	39.6972017	38.968549	36	44.097997
D20398094	68.9660903	39.6597121	38.593224	35.966106	44
B20236444	67.7672549	38.4018305	26	34.828858	43.753534
A21141123=C20518247	52.1353428	22	17.231221	20	40.539799
D20428934	49.5097099	20.1081761	15.758363	18.878207	40
B20128586=D20032939	46.3751151	17.8496346	14	17.538962	32
C20045510	38.0919321	11.8814266	9.7051566	14	31.141031
A25465232=C20860609	30.6758464	8	5.8599046	9	30.371981
A26545946=C20861476	27.5844446	6	4.2570079	5	30.051402
B20001667=D20690279	27.0887703	5.2651195	4	4.6325597	30
A25656543=C20512680	24.886459	2	2.6143453	3	28.614345
B20042147=D20840699	23.9100399	1.6148289	2	2.6148289	28
A26625216=C20069270	22.3514324	1	1.7332164	2	26.97122
D20084751	20.8800276	0.374867	1.4813591	1.7104312	26
A26174451	19.9976858	0	1.3303305	1.5367886	25.79696
A25463225	15.23523	-1	0.5151508	0.5995493	24.70105
B20051256	12.225608	-4.6428439	0	0.0072632	24.008493
C20355550=D21237483	12.1887008	-4.6875164	-0.122119	0	24
B20481968	11.6211621	-5.3744647	-2	-1.785703	4.0338503
D21077463	11.5349248	-5.4788463	-2.767984	-2.057041	1
C20549576	11.23523	-5.8415966	-5.436905	-3	-0.760858
A26598636	11.1043613	-6	-6.602352	-3.222382	-1.529777
D20348188	11.0243302	-6.24622	-7.315066	-3.358377	-2
B20091701	10.4982563	-7.8647146	-12	-4.252322	-3.822101
B20549576	10.3947421	-8.1831815	-14	-4.428221	-4.180631
B20098269	10.2430506	-8.6498685	-30	-4.685987	-4.706027
C26598636	0.0539983	-39.9970333	-35.99943	-22	-39.99666
A26596462=B20071356=C26596462=D25463225	0.053034	-40	-36	-36	-40

Step 3: Calculation of Normalized Score: Now for each subject there is a score assigned to each percentile value for each session. The Normalised score, Z, corresponding to a percentile value P, is calculated as $Z = \text{Average of } (uA, uC, \dots, ut) = \frac{uA + uB + uC + \dots + ut}{t}$

Where uA, uC, \dots, ut denote the raw scores corresponding to the percentile P in each of the different sessions

Candidate	Percentile Score	Raw Score S1	Raw Score S2	Raw Score S3	Raw Score S4	Normalised Marks
A20020720=B20123935=C20150694=D20479616	100	200	194	188	200	195.5
B20012622=D20040337	99.999041	199.7512409	192	187.9378	194	193.4223
A20411664=C20087997	99.969144	192	171.965	186	171.965	180.4825
A20018569=C20121991	99.831255	190	167.6327	184	167.6327	177.3164
A20339879=C20058572	99.732901	184	164.5426	180	164.5426	173.2713
A20074407=C20060310	99.432054	180	155.0903	172	155.0903	165.5451
B20656224	96.967109	158.958447	100	158.4442	101.9106	129.8283
A20751862=D20467385	88.654575	88	82.58004	112.73	98	95.3275
C20008597	78.338974	56.7810489	60.96241	56	69.7072	60.86266
A20922992	74.137715	48	52.15815	47.20769	58.18432	51.38754
A21004667=B20410215	69.290405	40	42	36.62976	44.8895	40.87982
C20430859	69.00182	39.6972017	38.96855	36	44.098	39.69094
D20398094	68.96609	39.6597121	38.59322	35.96611	44	39.55476
B20236444	67.767255	38.4018305	26	34.82886	43.75353	35.74606
A21141123=C20518247	52.135343	22	17.23122	20	40.5398	24.94276
D20428934	49.50971	20.1081761	15.75836	18.87821	40	23.68619
B20128586=D20032939	46.375115	17.8496346	14	17.53896	32	20.34715
C20045510	38.091932	11.8814266	9.705157	14	31.14103	16.6819
A25465232=C20860609	30.675846	8	5.859905	9	30.37198	13.30797
A26545946=C20861476	27.584445	6	4.257008	5	30.0514	11.3271
B20001667=D20690279	27.08877	5.2651195	4	4.63256	30	10.97442
A25656543=C20512680	24.886459	2	2.614345	3	28.61435	9.057173
B20042147=D20840699	23.91004	1.6148289	2	2.614829	28	8.557414
A26625216=C20069270	22.351432	1	1.733216	2	26.97122	7.926109
D20084751	20.880028	0.374867	1.481359	1.710431	26	7.391664
A26174451	19.997686	0	1.330331	1.536789	25.79696	7.16602
A25463225	15.23523	-1	0.515151	0.599549	24.70105	6.203938
B20051256	12.225608	-4.6428439	0	0.007263	24.00849	4.843228
C20355550=D21237483	12.188701	-4.6875164	-0.12212	0	24	4.797591
B20481968	11.621162	-5.3744647	-2	-1.7857	4.03385	-1.28158
D21077463	11.534925	-5.4788463	-2.76798	-2.05704	1	-2.32597
C20549576	11.23523	-5.8415966	-5.43691	-3	-0.76086	-3.75984
A26598636	11.104361	-6	-6.60235	-3.22238	-1.52978	-4.33863
D20348188	11.02433	-6.24622	-7.31507	-3.35838	-2	-4.72992
B20091701	10.498256	-7.8647146	-12	-4.25232	-3.8221	-6.98478
B20549576	10.394742	-8.1831815	-14	-4.42822	-4.18063	-7.69801
B20098269	10.243051	-8.6498685	-30	-4.68599	-4.70603	-12.0105
C26598636	0.0539983	-39.9970333	-35.9994	-22	-39.9967	-34.4983
A26596462=B20071356=C26596462=D25463225	0.053034	-40	-36	-36	-40	-38


The above method is based on the work: “Normalization of marks in multi-session examinations”, Abhay G. Bhatt et al, CURRENT SCIENCE, Vol. 118, No. 1, 10 January 2020.

Note: The NTA is planning to do the CUET (UG) 2024 examination in a single shift for each language/subject/General Test, so that the need for Normalization will not exist. However, under unavoidable circumstances, if any subject is conducted in multi-shifts, then normalization will be done. The performance of every candidate will be evaluated using the equi-percentile method wherein normalized marks of each candidate will be calculated using the percentiles of each group of students in a given shift across multiple days for the same subject.

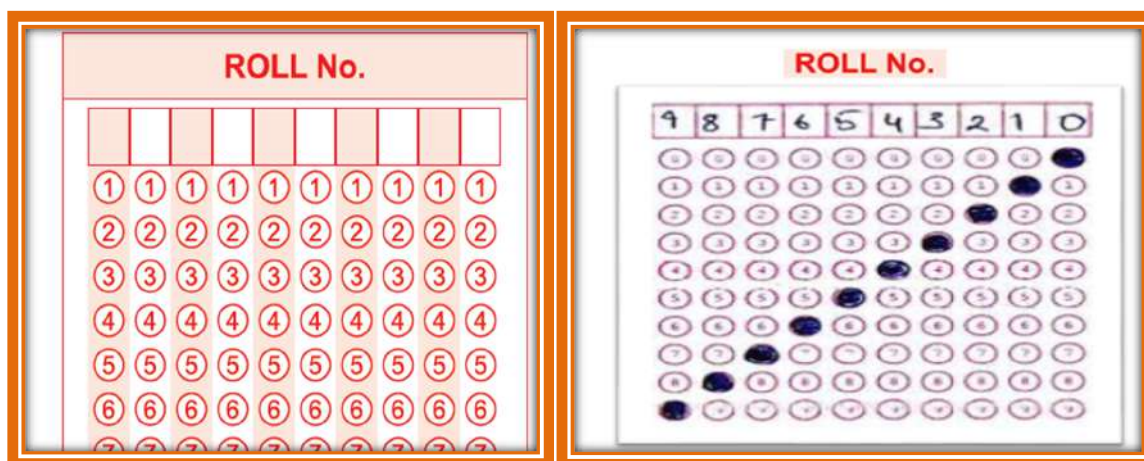
Appendix VII


How to fill in the OMR Answer Sheet

1. Do not fill in more than one option for any of the questions because there is only one answer, which is the **most appropriate** for all the questions.
2. Use only a Blue/Black point pen to darken the appropriate circle.
3. Before filling the OMR Sheet, the Candidate should remember one thing OMR sheets are evaluated by computer software. This software is very sensitive and can only read properly filled black-coloured bubbles. Do not tamper or scratch the OMR sheet. Only provide the required information in the OMR sheet.




4. Specific spaces or boxes are provided in the OMR sheets to fill in the required information like Roll Number, Test Booklet No. and Test Booklet Code and do not write anything else on the OMR sheets or do not make any specific symbol or sign. This can lead to the rejection of the OMR Sheet.
 - a. For example, if a candidate has a 10-digit Roll Number. The correct way to fill in the Roll Number is mentioned in the following example. The Roll Number will be mentioned in the Admit Card.





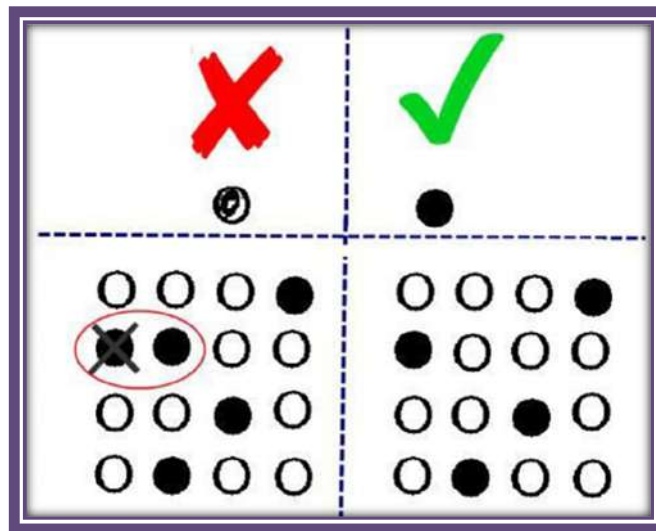
- b. The Candidate should ensure that 7-digit Test Booklet No. (for example) has been filled and marked correctly.



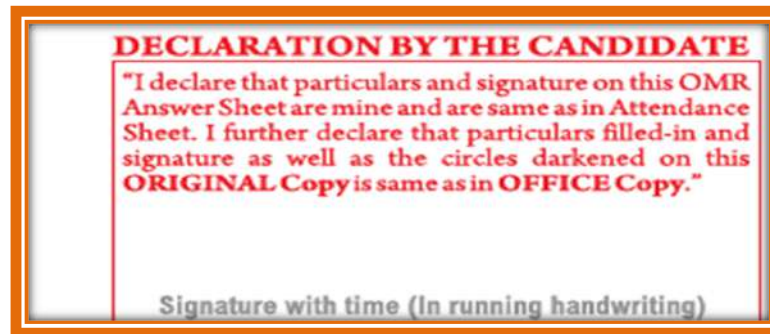
5. In the OMR Sheet, write the Candidate's Name, Father's Name, and Mother's Name (in running handwriting) in the Name column as given in the following box

CANDIDATE'S NAME (In running handwriting) <i>Amit Singh</i>
FATHER'S NAME (In running handwriting) <i>John</i>
MOTHER'S NAME (In running handwriting) <i>Rupa</i>


6. Do not fill in more than one option for any of the questions because there is only one answer, which is the **most appropriate** for all the questions.



6. The candidates are required to sign with time (in running handwriting) in the declaration column.



7. Make sure that the CODE printed on the OMR Answer Sheet is the same as that on the Test Booklet. In case of discrepancy, the candidate should immediately report the matter to the Invigilator for replacement of both the Test Booklet and the Answer Sheet.



8. In case of any discrepancy for a particular language, only the **English version** will be considered as the final version.
9. Rough work must not be done on the Answer sheet.
10. The answer once marked can not be changed.

Replica of the online Application Form of CUET (UG) - 2024



Department of Higher Education
Ministry of Education
Government of India



विश्वविद्यालय अनुदान आयोग
University Grants Commission
quality higher education for all



राष्ट्रीय परीक्षा एजेंसी
National Testing Agency
Excellence in Assessment

Common University Entrance Test CUET (UG) - 2024

Application Guide

Department of Higher Education
Ministry of Education
Government of India

विश्वविद्यालयीन सामान्य प्रवेश परीक्षा (एनएल) - 2024
COMMON UNIVERSITY ENTRANCE TEST CUET (UG) - 2024

राष्ट्रीय परीक्षा एजेंसी
National Testing Agency
Excellence in Assessment

CUET UG-2024 Home

Steps to Apply Online

Step 1 - Apply for Online Registration.
Step 2 - Fill Online Application Form.
Step 3 - Pay Examination Fee.

If you are a New Candidate Click on Below Link
[New Candidate Register Here](#)

Application For: CUET UG-2024
Application Number: [REDACTED]
Password: [REDACTED]
Security PIN as Shown Below: T109909
Security PIN: 109909
Login

If you are Forgot your password? or Forgot Application Number? click on below link
[Forgot your password?](#) [Forgot Application Number?](#)

Activate windows
Go to Settings to activate Windows

INFORMATION BULLETIN: COMMON UNIVERSITY ENTRANCE TEST (UG) – 2024

payment, candidate will be able to print the Confirmation Page. In case the Confirmation Page is not generated after the payment of fee then the transaction is cancelled and the candidates have to approach the concerned bank for refund of the amount. However the candidate has to make another payment transaction, in case the Confirmation Page is not generated.

THESE STEPS CAN BE DONE TOGETHER OR SEPARATELY ALSO.

Important instruction about PASSWORD

1. During online form filling, the candidate will be required to choose PASSWORD and Security Question and its Answer. Candidate is advised to record/remember their password for all future logins.
2. For subsequent logins, candidate will be able to login directly with their respective system generated Applications Number and the chosen Password.
3. Candidate is advised not to disclose or share their password with anybody. NTA will not be responsible for the violation or misuse of the password of a candidate.
4. Candidate can change his/her passwords after login, if desired.
5. Candidate should remember to log out at the end of their session so that the particulars of the candidate cannot be tampered or modified by unauthorized persons.

6. The Password must be as per the following Password policy.

1. Password must be 8 to 13 characters long
2. Password must have at least one Upper case alphabet.
3. Password must have at least one Lower case alphabet.
4. Password must have at least one numeric value.
5. Password must have at least one special characters like @!\$%^&

7. How to reset your Password: The following options are available to reset Password

1. Using Security Question & its Answer you choose during Form filling-
2. Using a verification code sent via text message (SMS) to your Registered Mobile No.
3. Using a reset link sent via Email to your Registered Email address.

8. The Application Number printed on the computer generated Confirmation Page must be mentioned in all such correspondences. It is therefore essential to note down the application number printed on the Confirmation Page

9. Only one application is to be submitted by a candidate. More than one application i.e. Multiple application forms submitted by a candidate will be rejected.

10. Applicants applying under reservation should ensure having valid certification and would required to provide them when asked for.

I have downloaded the information Bulletin of CUET UG-2024 read and understood all the instructions therein as well as those mentioned above, and fill up the online Application Form for the CUET UG-2024 accordingly.

[Click here to Proceed](#)

Activate Windows
Go to Settings to activate Windows.

Department of Higher Education
Ministry of Education
Government of India

विश्वविद्यालयीन सामान्य प्रवेश परीक्षा (एनटी) - 2024
COMMON UNIVERSITY ENTRANCE TEST CUET (UG) - 2024

राष्ट्रीय परीक्षा एजेंसी
National Testing Agency
Excellence in Assessment

CUET (UG) – 2024

Login and Identification for online submission of Application Form

Please Select
Dear Candidate Kindly use your Aadhaar/identity proof (Don't use your parents/relative identity) to create login as your Aadhaar/identity proof will be used for verification/authentication purpose at different stages of exams. Using anyone's else Aadhaar/identity card may result in cancellation of your candidature.
(आप का पहचान करने के लिए अपना आदर्श/समान्य प्रमाण (अपने माता-पिता/परिवार के सदस्य का उपयोग न करें) का उपयोग करें क्योंकि आपके आदर्श/समान्य प्रमाण का उपयोग परीक्षा के विभिन्न चरणों में सत्यापन/प्रमाणीकरण उद्देश्य के लिए किया जाएगा। किसी अन्य के आदर्श/समान्य प्रमाण का उपयोग करने पर आपकी उम्मीदवारी रद्द हो सकती है।)

- I have Aadhaar Number and wish to create my Login using Aadhaar Number also I provide my consent for using Aadhaar data for authentication purposes at various stages of examinations. / मैं पास आदर्श नंबर है और मैं आदर्श नंबर का उपयोग करके अपना लॉगिन बनाना चाहता हूँ।
- I have a Digilocker Account. I wish to login and identify through Digilocker. / मैं पास डिजिलॉकर खाता है। मैं डिजिलॉकर के माध्यम से लॉगिन करके अपनी पहचान प्रमाणित करना चाहता हूँ।
- I do not have a Digilocker Account. I wish to create my Digilocker Account and login and identify through Digilocker. / मैं पास डिजिलॉकर खाता नहीं है। मैं अपना डिजिलॉकर खाता बनाऊंगा/बनाती हूँ और डिजिलॉकर के माध्यम से लॉगिन करके और अपनी पहचान प्रमाणित करना चाहता/चाहती हूँ।
- I have Academic Bank of Credits ID (ABC ID). I wish to login and identify through ABC ID. / मैं पास एकेडमिक बैंक ऑफ़ क्रेडिट्स आईडी (ABC आईडी) है। मैं ABC आईडी के माध्यम से लॉगिन करके और अपनी पहचान प्रमाणित करना चाहता/चाहती हूँ।
- I do not have Academic Bank of Credits ID (ABC ID). I wish to create my ABC ID and login and identify through ABC ID. / मैं पास एकेडमिक बैंक ऑफ़ क्रेडिट्स आईडी (ABC आईडी) नहीं है। मैं अपना ABC आईडी बनाऊंगा/बनाती हूँ और ABC आईडी के माध्यम से लॉगिन करके और अपनी पहचान प्रमाणित करना चाहता/चाहती हूँ।
- I have an Indian Passport and wish to create my Login using Passport. / मैं पास एक भारतीय पासपोर्ट है और मैं अपने पासपोर्ट का उपयोग करके अपना लॉगिन बनाना चाहता/चाहती हूँ।
- I have a PAN Card and wish to create my Login using PAN. / मैं पास पैन कार्ड है और मैं अपने पैन कार्ड का उपयोग करके अपना लॉगिन बनाना चाहता/चाहती हूँ।
- I have a Non-Indian Passport and wish to create my Login using Non-Indian Passport. / मैं पास एक गैर-भारतीय पासपोर्ट है और मैं अपने गैर-भारतीय पासपोर्ट का उपयोग करके अपना लॉगिन बनाना चाहता/चाहती हूँ।

Indian Passport Number

[Click here to Proceed](#)

ध्यान दें कि यदि आपने लॉगिन के लिए अपना आदर्श/समान्य प्रमाण (अपने माता-पिता/परिवार के सदस्य का उपयोग न करें) का उपयोग किया है, तो आपको परीक्षा के दौरान लॉगिन करने के लिए 'एनटी' पर अपने पासपोर्ट को अनिवार्य रूप से प्रस्तुत करना होगा।
Please note that for authentication through Non-Aadhaar options at test page (Authentication in the Exam Centre), you will need to reach Exam Centre 1 hour earlier to get the authentication completed.

Activate Windows
Go to Settings to activate Windows.

Department of Higher Education
Ministry of Education
Government of India

विश्वविद्यालयीन सामान्य प्रवेश परीक्षा (एनटी) - 2024
COMMON UNIVERSITY ENTRANCE TEST CUET (UG) - 2024

राष्ट्रीय परीक्षा एजेंसी
National Testing Agency
Excellence in Assessment

CUET (UG) – 2024

(पहचान विवरण) Identification Details

Non-Indian Passport Number : wqgeqwrqe

Personal Details

Candidate's Name* XYZ ✓
As per class X or Equivalent Certificate

Father's Name/Guardian's Name* XYZ FATHER ✓
As per class X or Equivalent Certificate

Mother's Name/Guardian's Name* XYZ MOTHER ✓
As per class X or Equivalent Certificate

Date of Birth* 02 January 1944 ✓
As per class X or Equivalent Certificate

Gender* MALE ✓

Nationality* INDIAN ✓

Identity Type* ANY OTHER VALID GOVT IDENTITY WITH PHOTOGRAPH(EXCEPT AADHAAR NUMBER) ✓

Matriculation Number* ADFWQWVW37373 ✓

Activate Windows
Go to Settings to activate Windows.

INFORMATION BULLETIN: COMMON UNIVERSITY ENTRANCE TEST (UG) – 2024

Present Address

Premises No./Name* XYZ ✓

Locality* XYZ ✓

Sub-Locality(Optional)

Country* INDIA ✓

State/UT* UTTAR PRADESH ✓

District* Firozabad ✓

Pin Code* 000000 ✓

Email Address* [REDACTED] ✓

Confirm Email Address* [REDACTED] ✓

Mobile Number* +91 ✓ 0000000000 ✓

Confirm Mobile Number* 0000000000 ✓

Alternate Mobile Number

Activate Windows
Go to Settings to activate Windows.

Permanent Address

Same as present address

Premises No./Name* XYZ ✓

Locality* XYZ ✓

Sub-Locality(Optional)

Country* INDIA ✓

State/UT* UTTAR PRADESH ✓

District* Firozabad ✓

Pin Code* 000000 ✓

Choose Password

Password* [REDACTED] ✓

Confirm Password* [REDACTED] ✓

Security Question* WHAT IS THE NAME OF YOUR FIRST SCHOOL? ✓

Activate Windows
Go to Settings to activate Windows.

District* Firozabad ✓

Pin Code* 000000 ✓

Choose Password

Password* [REDACTED] ✓

Confirm Password* [REDACTED] ✓

Security Question* WHAT IS THE NAME OF YOUR FIRST SCHOOL? ✓

Security Answer* XYZ1 ✓

Security Pin

Enter Security Pin(Case Sensitive): 1961668 ✓ 1961668 ✓

Submit

Activate Windows

INFORMATION BULLETIN: COMMON UNIVERSITY ENTRANCE TEST (UG) – 2024

State Name:	UTTAR PRADESH	District Name:	FROZABAD
Pincode:	000000		

Permanent Address

Pincode No./Name:	XYZ	Locality:	XYZ
Sub-Locality:	NA	Country:	INDIA
State Name:	UTTAR PRADESH	District Name:	FROZABAD
Pincode:	000000		

Security Details

Security Question:	WHAT IS THE NAME OF YOUR FIRST SCHOOL?	Security Answer:	XYZ1
--------------------	--	------------------	------

Particulars checklist to be verified

Kindly verify all the particulars used below carefully and ensure you have filled correct information. No change will be permitted once the Registration form is submitted at any later stage of the examination.

Candidate Name
 Father Name
 Mother Name
 Gender
 Date Of Birth
 Mobile Number
 Email Address
 Address

Declaration

I hereby declare that I have filled up this online application after carefully reading the Bulletin and fully understanding the provision/procedures mentioned therein. I further declare that all the particulars given by me in this application are true to the best of my knowledge and belief. I agree that my result may be withheld/not declared/ my candidature may stand cancelled. In case it is found at any point of time in future that false information has been furnished in this application, I shall abide by these terms and conditions as well as those laid down in the information Bulletin, Public Notice and Advisories issued by NTA regarding this exam time to time.

I Agree

[EDIT Registration Form](#)
 [Submit and Send OTP](#)

Activate Windows
Go to Settings to activate Windows.

Department of Higher Education
 Ministry of Education
 Government of India

विश्वविद्यालयीन सामान्य प्रवेश परीक्षा (यूपी) - 2024
 COMMON UNIVERSITY ENTRANCE TEST CUET (UG) - 2024

राष्ट्रीय परीक्षण एजेंसी
 National Testing Agency
 Excellence in Assessment

CUET UG-2024 [Home](#)

Verify OTP

Email OTP: 9407 ✓

Enter Security Pin(Case Sensitive): 445189 ✓

[Verify](#)
 [Resend OTP](#)

Department of Higher Education
 Ministry of Education
 Government of India

विश्वविद्यालयीन सामान्य प्रवेश परीक्षा (यूपी) - 2024
 COMMON UNIVERSITY ENTRANCE TEST CUET (UG) - 2024

राष्ट्रीय परीक्षण एजेंसी
 National Testing Agency
 Excellence in Assessment

CUET UG-2024 [Home](#) [Change Password](#)

XYZ
 App No. ██████████
[Logout](#)

[Dashboard](#)
[Application](#)
[Payment](#)

Registration Status

Registration	Complete	<input checked="" type="checkbox"/>
Application Form	Incomplete	<input type="checkbox"/>
Fee Payment	Incomplete	<input type="checkbox"/>

Your registration process for CUET (UG) – 2024 IS COMPLETE.
 Your application form will remain incomplete till you fill all the required fields of application and submit documents.
 Please note down your application number for your future reference.

APPLICATION NUMBER : ██████████

COMPLETE YOUR APPLICATION FORM BY CLICKING HERE

[Complete Application Form](#)

Activate Windows
Go to Settings to activate Windows.

INFORMATION BULLETIN: COMMON UNIVERSITY ENTRANCE TEST (UG) – 2024

Department of Higher Education
Ministry of Education
Government of India

विश्वविद्यालयीन सामान्य प्रवेश परीक्षा (यूजी) - 2024
COMMON UNIVERSITY ENTRANCE TEST CUET (UG) - 2024

राष्ट्रीय परीक्षा एजेंसी
National Testing Agency
Excellence in Assessment

CUET UG-2024

XYZ
App No. [REDACTED]
Logout

Dashboard

Application

Contact Details

Personal Details

Other: Quota Category

Qualification Detail

University Programme

Test Paper/Subject Selection

Exam Centre Detail

Upload Document

Final Submit

Logout

Contact Details

Registration Application Payment

Present Address

Premises No/Name: XYZ
Sub-Locality(Optional): [REDACTED]
State(UT): UTTAR PRADESH
Pin Code: 000000
Email Address: [REDACTED]

Locality: XYZ
Country: INDIA
District: PRIZABAD
Country Code: +91
Mobile Number: 0000000000
Alternate Contact No. (Optional):

Permanent Address

Same as present address

Premises No/Name: XYZ
Sub-Locality(Optional): [REDACTED]
Locality: XYZ
Country: INDIA

Activate Windows
Go to Settings to activate Windows.

Department of Higher Education
Ministry of Education
Government of India

विश्वविद्यालयीन सामान्य प्रवेश परीक्षा (यूजी) - 2024
COMMON UNIVERSITY ENTRANCE TEST CUET (UG) - 2024

राष्ट्रीय परीक्षा एजेंसी
National Testing Agency
Excellence in Assessment

CUET UG-2024

XYZ
App No. [REDACTED]
Logout

Dashboard

Application

Contact Details

Personal Details

Other: Quota Category

Qualification Detail

University Programme

Test Paper/Subject Selection

Exam Centre Detail

Upload Document

Final Submit

Logout

Personal Details

Registration Application Payment

App ID: [REDACTED]

Date of Birth: 02 January 1994

Gender: Male

Father's/Guardian's Name: XYZ FATHER

Mother's/Guardian's Name: XYZ MOTHER

Nationality: INDIAN

Category: GENERAL

Identification Type: ANY OTHER VALID GOVT IDENTITY WITH PHOTOGRAPH(EXCEPT AADHAAR NUMBER)

Identification Number: ASDJGSDJSDJSD

Are you a PhD candidate as per the provisions of the RPwD Act 2016 ? : No

Father's/Guardian's Occupation: Defense Services (Army, Navy, IAF)

Mother's/Guardian Occupation: Architecture

Annual Income of the Parents/Guardian: 000001 - 500000

Are you twin and both applying for CUET-UG 2024? : Yes

Name of the other Brother/Sister as per Class X Certificate: XYZ TWINS NAME

Roll Number of Class 10th or its equivalent of the Twin: 00000000

Nationality: INDIAN

Category: GENERAL

Identification Type: ANY OTHER VALID GOVT IDENTITY WITH PHOTOGRAPH(EXCEPT AADHAAR NUMBER)

Identification Number: ASDJGSDJSDJSD

Are you a PhD candidate as per the provisions of the RPwD Act 2016 ? : No

Father's/Guardian Occupation: Defense Services (Army, Navy, IAF)

Mother's/Guardian Occupation: Architecture

Annual Income of the Parents/Guardian: 000001 - 500000

Are you twin and both applying for CUET-UG 2024? : Yes

Name of the other Brother/Sister as per Class X Certificate: XYZ TWINS NAME

Are You Disabled ? : Yes

Place of Residence: URBAN

Mode of Preparation: Individual Tutor

Medium of Study in Qualifying Examination: English

I AGREE

I hereby declare that I have filled up this online application after carefully reading the Bulletin and I fully understand the provision/procedure mentioned therein. I further declare that all the particulars given by me in this application are true to the best of my knowledge and belief. I agree that my result may be withheld/not declared/ my candidature may stand cancelled, in case it is found at any point of time in future that false information has been furnished in this application. I shall abide by those terms and conditions as well as those laid down in the Information Bulletin, Notice and Advisories issued by NTA regarding this exam time to time.

Back

Activate Windows
Go to Settings to activate Windows.

Save & Next

INFORMATION BULLETIN: COMMON UNIVERSITY ENTRANCE TEST (UG) – 2024

Department of Higher Education
Ministry of Education
Government of India

विश्वविद्यालयीन सामान्य प्रवेश परीक्षा (एनई) - 2024
COMMON UNIVERSITY ENTRANCE TEST CUET (UG) - 2024

राष्ट्रीय परीक्षा एजेंसी
National Testing Agency
Excellence in Assessment

CUET UG-2024

XYZ
App No. 12345
Logout

Dashboard

Application

Contact Details

Personal Details

Other Quota Category

Qualification Detail

University Programme

Test Paper/Subject Selection

Exam Centre Detail

Upload Document

Final Submit

Printout

Other Quota & Category

Registration Application Payment

Do you belong to Below Poverty Line ?
Yes

Are you Kashmir Migrant ?
Yes

Ward of Defence Personnel / Ex-Serviceman ?
Yes

Claim for NCC Quota ?
Yes

Claim for Sports Quota ?
Yes

Level of Sports Achievement ?
Represented All India/Inter-Zonal Inter-University organized by AII in Team/Individual event and secured Top 50 pool

Are you a ward of University Employee ?
Yes

Is your Father Employee of University ?
Yes

Name of the University ?
XYZ

Father's Employee ID ?
XYZ-001

Name of the Department/Affiliated College ?
XYZ

Father's Designation ?
XYZ

Father's Employment Status ?
WORKING

Is your Mother Employee of University ?
Yes

Name of the University ?
XYZ

Mother's Employee ID ?
XYZ-00

Name of the Department/Affiliated College ?
XYZ

Mother's Designation ?
XYZ

Mother's Employment Status ?
NOTHING

Activate Windows
Go to Settings to activate Windows.

Department of Higher Education
Ministry of Education
Government of India

विश्वविद्यालयीन सामान्य प्रवेश परीक्षा (एनई) - 2024
COMMON UNIVERSITY ENTRANCE TEST CUET (UG) - 2024

राष्ट्रीय परीक्षा एजेंसी
National Testing Agency
Excellence in Assessment

CUET UG-2024

XYZ
App No. 12345
Logout

Dashboard

Application

Contact Details

Personal Details

Other Quota Category

Qualification Detail

University Programme

Test Paper/Subject Selection

Exam Centre Detail

Upload Document

Final Submit

Printout

Qualification Details

Registration Application Payment

10th Qualification Detail

Result Status ?
Passed

Year of Passing ?
1994

Qualifying Exam ?
10TH OR EQUIVALENT

Place of Schooling ?
Urban

Type of School / College ?
Government School

Qualifying Examination Country ?
INDIA

Qualifying Examination State ?
UTTAR PRADESH

Qualifying Examination District ?
Firozabad

Board/University Name ?
CBSE (CBSE INTERNATIONAL)

School/College Name Address ?
xyz school name

School/College Pincode ?
000000

Roll Number ?
000000

Result Mode ?
CGPA

Max Grade Filled ?
10

Obtained CGPA ?
7.8

CGPA Percentage ?
85.55

Activate Windows
Go to Settings to activate Windows.

12th Qualification Detail

Result Status ?
Passed

Year of Passing/Appearing ?
1998

Qualifying Exam ?
12TH OR EQUIVALENT

Place of Schooling ?
Urban

Type of School / College ?
Jawahar Nandakya Vidyalaya

Qualifying Examination Country ?
INDIA

Qualifying Examination State ?
UTTAR PRADESH

Qualifying Examination District ?
Firozabad

Board/University Name ?
CBSE (CBSE INTERNATIONAL)

School/College Name And Address ?
xyz school

School/College Pincode ?
000000

Roll Number ?
300000

Result Mode ?
Percentage

Total Marks ?
650

Obtained Marks ?
551

Percentage(%) ?
84.77

I AGREE

I hereby declare that I have filled up this online application after carefully reading the Bulletin and fully understanding the provision/procedures mentioned therein. I further declare that all the particulars given by me in this application are true to the best of my knowledge and belief. I agree that my result may be withheld/not declared/ my candidature may stand cancelled, in case it is found at any point of time in future that false information has been furnished in this application. I shall abide by these terms and conditions as well as those laid down in the Information Bulletin, Public Notice and Advisories issued by NTA regarding the exam time to time.

Back

Activate Windows
Go to Settings to activate Windows.

Save & Next

9933

INFORMATION BULLETIN: COMMON UNIVERSITY ENTRANCE TEST (UG) – 2024

Department of Higher Education
Ministry of Education
Government of India

विश्वविद्यालयीन सामान्य प्रवेश परीक्षा (एनई) - 2024
COMMON UNIVERSITY ENTRANCE TEST CUET (UG) - 2024

राष्ट्रीय परीक्षा एजेंसी
National Testing Agency
Established in Accordance with the UET Act, 1985

CUET UG-2024

XYZ
App No. 2023100000000000
Login

Dashboard

Application

Contact Details

Personal Details

Other Quota Category

Qualification Detail

University Programme

Test Paper/Subject Selection

Exam Centre Detail

Upload Document

Final Submit

Payment

CUET / University / Programme Selection

Registration Application Payment

Select University Name:

Select Programme Name:

Add

University Name	Programme Name	List Of Subjects/ Required To Appear in CUET (UG)	Eligibility	Action
ALGARH MUSLIM UNIVERSITY Read more about university	B.A. (Hons.) Education	English, General Test	Click here	Remove

I AGREE

I hereby declare that I have filled up this online application after carefully reading the Bulletin and fully understanding the provision/procedures mentioned therein. I further declare that all the particulars given by me in this application are true to the best of my knowledge and belief. I agree that my result may be withheld/not declared/ my candidature may stand cancelled, in case it is found at any point of time in future that false information has been furnished in this application. I shall abide by these terms and conditions as well as those laid down in the Information Bulletin, Public Notice and Advisories issued by NTA regarding this exam time to time.

Back Save & Next

Activate Windows
Go to Settings to activate Windows.

Department of Higher Education
Ministry of Education
Government of India

विश्वविद्यालयीन सामान्य प्रवेश परीक्षा (एनई) - 2024
COMMON UNIVERSITY ENTRANCE TEST CUET (UG) - 2024

राष्ट्रीय परीक्षा एजेंसी
National Testing Agency
Established in Accordance with the UET Act, 1985

CUET UG-2024

XYZ
App No. 2023100000000000
Login

Dashboard

Application

Contact Details

Personal Details

Other Quota Category

Qualification Detail

University Programme

Test Paper/Subject Selection

Exam Centre Detail

Upload Document

Final Submit

Payment

CUET / Test Paper / Subject Selection

Registration Application Payment

Test Paper / Subject 1:

Medium of Test Paper / Subject 1:

Test Paper / Subject 2:

Medium of Test Paper / Subject 2:

Test Paper / Subject 3:

Medium of Test Paper / Subject 3:

Test Paper / Subject 4:

Medium of Test Paper / Subject 4:

Test Paper / Subject 5:

Medium of Test Paper / Subject 5:

Test Paper / Subject 6:

Medium of Test Paper / Subject 6:

I AGREE

I hereby declare that I have filled up this online application after carefully reading the Bulletin and fully understanding the provision/procedures mentioned therein. I further declare that all the particulars given by me in this application are true to the best of my knowledge and belief. I agree that my result may be withheld/not declared/ my candidature may stand cancelled, in case it is found at any point of time in future that false information has been furnished in this application. I shall abide by these terms and conditions as well as those laid down in the Information Bulletin, Public Notice and Advisories issued by NTA regarding this exam time to time.

Back Save & Next

Activate Windows
Go to Settings to activate Windows.

Department of Higher Education
Ministry of Education
Government of India

विश्वविद्यालयीन सामान्य प्रवेश परीक्षा (एनई) - 2024
COMMON UNIVERSITY ENTRANCE TEST CUET (UG) - 2024

राष्ट्रीय परीक्षा एजेंसी
National Testing Agency
Established in Accordance with the UET Act, 1985

CUET UG-2024

XYZ
App No. 2023100000000000
Login

Dashboard

Application

Contact Details

Personal Details

Other Quota Category

Qualification Detail

University Programme

Test Paper/Subject Selection

Exam Centre Detail

Upload Document

Final Submit

Payment

CUET / Exam Center And Details

Registration Application Payment

(CBT)

1st Choice For Exam Center:

1st Choice For Exam City:

2nd Choice For Exam Center:

2nd Choice For Exam City:

(OMB)

1st Choice For Exam State:

3rd Choice For Exam City:

4th Choice For Exam State:

4th Choice For Exam City:

I AGREE

I hereby declare that I have filled up this online application after carefully reading the Bulletin and fully understanding the provision/procedures mentioned therein. I further declare that all the particulars given by me in this application are true to the best of my knowledge and belief. I agree that my result may be withheld/not declared/ my candidature may stand cancelled, in case it is found at any point of time in future that false information has been furnished in this application. I shall abide by these terms and conditions as well as those laid down in the Information Bulletin, Public Notice and Advisories issued by NTA regarding this exam time to time.

Back Save & Next

Activate Windows
Go to Settings to activate Windows.

INFORMATION BULLETIN: COMMON UNIVERSITY ENTRANCE TEST (UG) – 2024

Department of Higher Education
Ministry of Education
Government of India

विश्वविद्यालयीन माध्यम प्रवेश परीक्षा (एजी) - 2024
COMMON UNIVERSITY ENTRANCE TEST CUET (UG) - 2024

राष्ट्रीय परीक्षा एजेंसी
National Testing Agency
एजेंसी का आकलन

Home
Change Password

CUET UG-2024

XYZ
App. No. 24331000025
[Logout](#)

Dashboard

Application

- [Contact Details](#)
- [Personal Details](#)
- [Other Quota Category](#)
- [Qualification Detail](#)
- [University Programme](#)
- [Test Paper/Subject Selection](#)
- [Exam Centre Detail](#)
- Upload Document
- [Final Submit](#)

Dashboard

Document upload

Registration
Application
Payment

S.No.	Require Document	Document Specifications	Upload	View
1	PHOTO *	Document Format:JPG,JPEG Min Size(KB):10 Max Size(KB):200	Choose File: C0001_1708135582.jpg	
2	Signature *	Document Format:JPG,JPEG Min Size(KB):4 Max Size(KB):30	Choose File: C0002_1708135587.jpg	
3	8PL Certificate	Document Format:PDF Min Size(KB):50 Max Size(KB):300	Choose File: C0005_1708135591.pdf	View
4	Kashmir Migrant Certificate	Document Format:PDF Min Size(KB):50 Max Size(KB):300	Choose File: C0009_1708135595.pdf	View
5	WARD OF DEFENCE PERSONNEL / EX-SERVICEMEN Certificate	Document Format:PDF Min Size(KB):50 Max Size(KB):300	Choose File: C0010_1708135609.pdf	View

Back
Save & Next

Department of Higher Education
Ministry of Education
Government of India

विश्वविद्यालयीन माध्यम प्रवेश परीक्षा (एजी) - 2024
COMMON UNIVERSITY ENTRANCE TEST CUET (UG) - 2024

राष्ट्रीय परीक्षा एजेंसी
National Testing Agency
एजेंसी का आकलन

Home
Change Password

CUET UG-2024

XYZ
App. No. 24331000025
[Logout](#)

Dashboard

Application

- [Contact Details](#)
- [Personal Details](#)
- [Other Quota Category](#)
- [Qualification Detail](#)
- [University Programme](#)
- [Test Paper/Subject Selection](#)
- [Exam Centre Detail](#)
- Upload Document
- [Final Submit](#)

Dashboard

Review Application Form

Registration
Application
Payment

Please review the following information before FINAL SUBMIT

If you would like to change any information, Please use the links provided on the Left Menu Bar

Please verify your Mobile Number: [Click Here](#)

Personal Details

Abn ID	:	NA	DATE OF BIRTH	:	02-01-1944
CANDIDATE'S NAME	:	XYZ	MOTHER'S NAME	:	XYZ MOTHER
FATHER'S NAME	:	XYZ FATHER	NATIONALITY	:	INDIAN
GENDER	:	MALE	IDENTITY NUMBER	:	ASDW0EW02219
IDENTITY TYPE	:	ANY OTHER VALID GOVT IDENTITY WITH PHOTOGRAPH(EXCEPT AADHAR NUMBER)	STATE DOMICILE	:	UTTAR PRADESH
CATEGORY	:	GENERAL	FATHER/GUARDIAN OCCUPATION	:	REFERENCE SERVICES (ARMY, NAVY, IAF)
ARE YOU A PhD CANDIDATE?	:	NO	MOTHER/GUARDIAN OCCUPATION	:	ARCHITECTURE
FATHER/GUARDIAN EDUCATION	:	DOCTORATE	ANNUAL INCOME OF THE PARENTS/GUARDIAN	:	400001 - 500000
MOTHER/GUARDIAN EDUCATION	:	GRADUATE	Are you twin and both applying for CUET-UG 2024	:	YES
ARE YOU DIABETIC ?	:	YES	NAME OF THE OTHER BROTHER/SISTER AS PER CLASS X CERTIFICATE	:	XYZ TWIN'S NAME
Are you twin and both applying for CUET-UG 2024	:	YES	ROLL NUMBER OF CLASS 10TH OR ITS EQUIVALENT OF THE TWIN	:	00000001
PLACE OF RESIDENCE	:	URBAN	MODE OF PREPARATION	:	INDIVIDUAL STUDY
MEDIUM OF STUDY IN QUALIFYING EXAMINATION	:	ENGLISH		:	

Department of Higher Education
Ministry of Education
Government of India

विश्वविद्यालयीन माध्यम प्रवेश परीक्षा (एजी) - 2024
COMMON UNIVERSITY ENTRANCE TEST CUET (UG) - 2024

राष्ट्रीय परीक्षा एजेंसी
National Testing Agency
एजेंसी का आकलन

Home
Change Password

CUET UG-2024

XYZ
App. No. 24331000025
[Logout](#)

Dashboard

Application

- [Contact Details](#)
- [Personal Details](#)
- [Other Quota Category](#)
- [Qualification Detail](#)
- [University Programme](#)
- [Test Paper/Subject Selection](#)
- [Exam Centre Detail](#)
- Upload Document
- [Final Submit](#)

Dashboard

Exam Center And Details

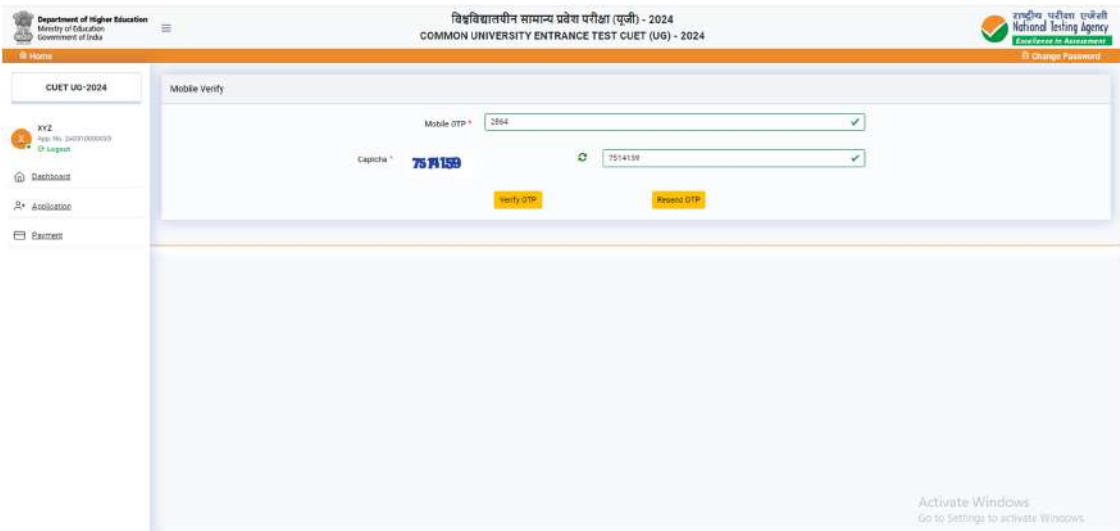
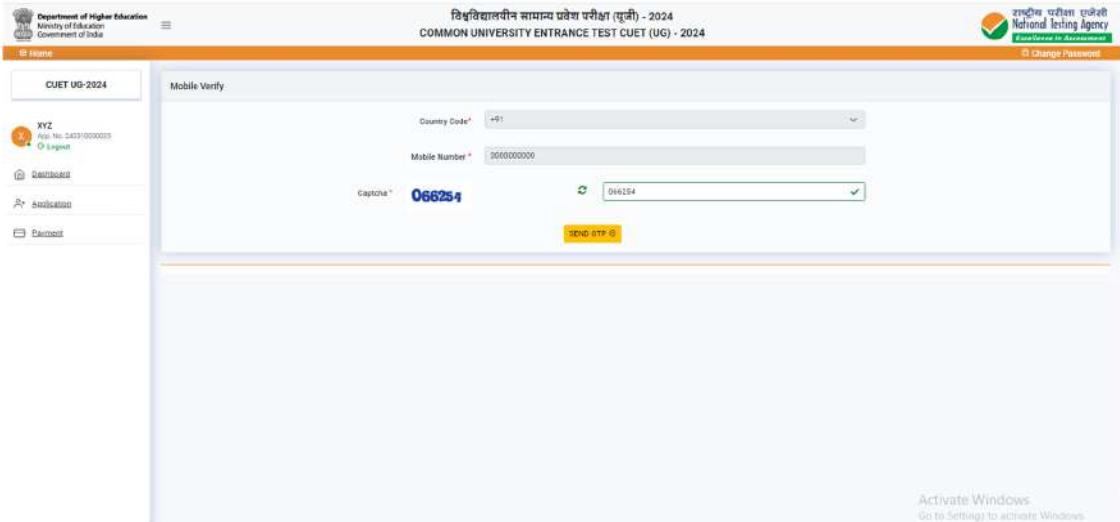
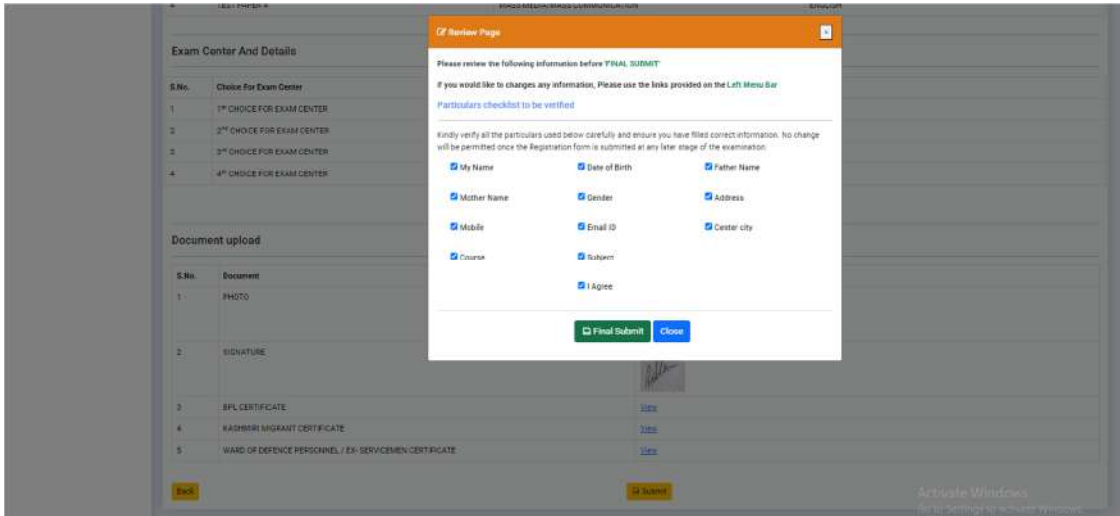
S.No.	Choice For Exam Center	City Name (State Name)
1	1 st CHOICE FOR EXAM CENTER	ALIGARH (UTTAR PRADESH)
2	2 nd CHOICE FOR EXAM CENTER	AGRA (UTTAR PRADESH)
3	3 rd CHOICE FOR EXAM CENTER	FIROZABAD (UTTAR PRADESH)
4	4 th CHOICE FOR EXAM CENTER	BILASPUR (UTTAR PRADESH) (UTTAR PRADESH)

Document upload

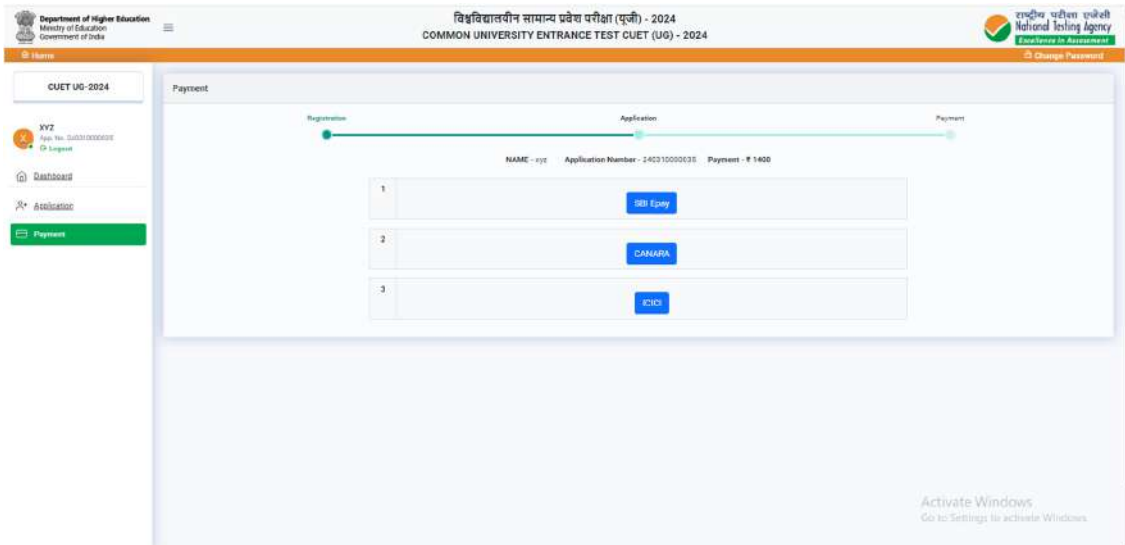
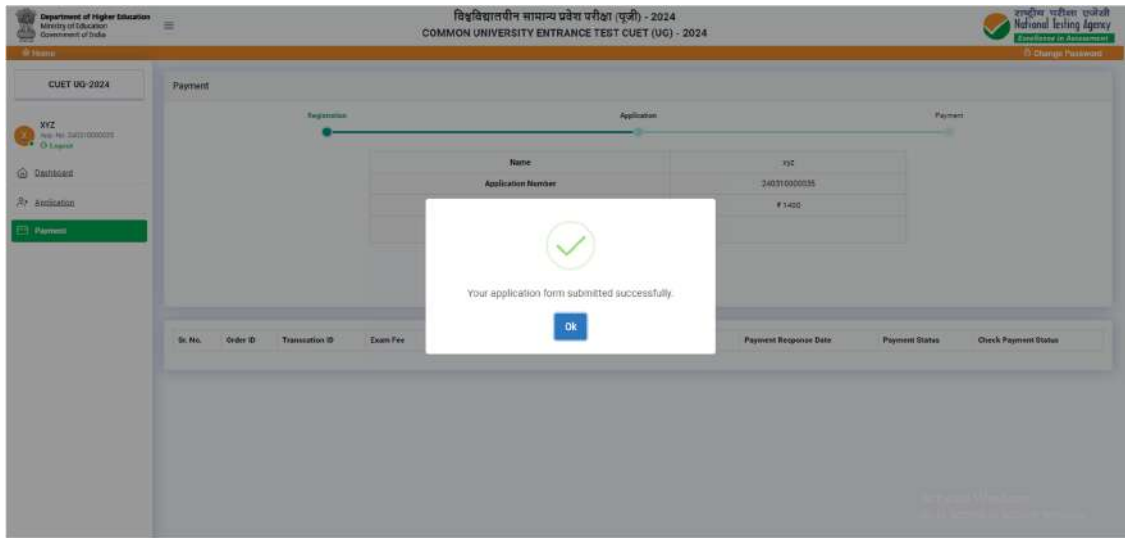
S.No.	Document	View
1	PHOTO	
2	SIGNATURE	
3	8PL CERTIFICATE	View
4	KASHMIR MIGRANT CERTIFICATE	View
5	WARD OF DEFENCE PERSONNEL / EX-SERVICEMEN CERTIFICATE	View

Back
Submit

INFORMATION BULLETIN: COMMON UNIVERSITY ENTRANCE TEST (UG) – 2024



INFORMATION BULLETIN: COMMON UNIVERSITY ENTRANCE TEST (UG) – 2024





**Mahatma Gandhi
Antarrashtriya Hindi
Vishwavidyalaya**



Manipur University



**Maulana Azad National
Urdu University**




Mizoram University



Nagaland University



**North Eastern Hill
University**



Pondicherry University



**Rajiv Gandhi
University**



Sikkim University




Tezpur University



**The English and Foreign
Languages University**



Tripura University



University of Allahabad



University of Delhi



University of Hyderabad



**Vishwa Bharati
University**



**Mahatma Gandhi
Central University**



**Central Sanskrit
University**



**Shri Lal Bahadur Shastri
National Sanskrit
University**



**National Sanskrit
University**



011-40759000

Information Bulletin



National Testing Agency

(An autonomous organization under the Department of Higher Education, Ministry of Education, Government of India)

Help Line: For Technical support, contact following during working days between 10.00 a.m. and 5.00 p.m.

E-mail ID- cuets-ug@nta.ac.in

Website- <https://exams.nta.ac.in/CUET-UG/>, www.nta.ac.in